



Multiple currency
share classes
(including
currency-hedged)
available

Active is:

Playing in tempo with Europe's rhythm

Allianz Europe Equity Growth

- A high conviction portfolio built upon a highly disciplined investment process
- Structural growth stock selection is key to outperformance

Q3 2021

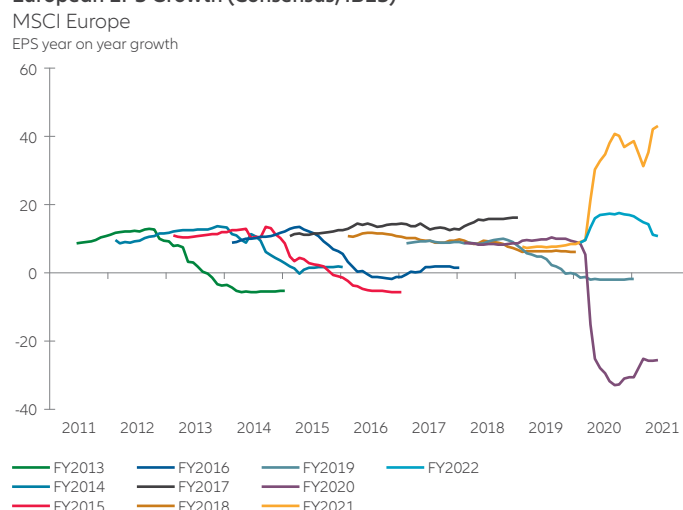
Why Invest in Allianz Europe Equity Growth (“the Fund”)?

- We expect the 2020 wild swings in stock markets to become less pronounced going forward. Performance in H1 has been strong, with strong balance sheets offering our companies reinvestment, M&A and stock buyback opportunities.
- The Fund invests in European equities and focuses on structural growth investing that is independent of market cycles. Thorsten Winkelmann and his team seeks to identify growth and quality stocks that are consistently able to deliver high returns on capital.

Earnings growth returns for European equities

- Consensus sees 2021 positively.
- The current environment is ideal for stockpicking, and is therefore ideal for our pure bottom-up stockpicking approach. We review our portfolio on a stock-by-stock basis, hunting for long-term upside potential since every company was affected by the pandemic differently and has responded differently. The key is to focus on fundamentals and not sentiment.

European EPS Growth (Consensus, IBES)



Source: Allianz Global Investors, Datastream, as at 17 June 2021. Past performance, or any prediction, projection or forecast, is not indicative of future performance.

Structural growth stock selection is key to outperformance

The strategy is based on the observation that equity markets are not fully efficient and there are stocks trading at a valuation discount. Potential long-term outperformance can be achieved across the business cycle through a well-researched investment process based on bottom-up fundamental stock selection.

The selection of stocks with long term, sustainable advantages is based on three elements:

Structural Growth	+	Quality	+	Valuation
Sustainable growth <ul style="list-style-type: none"> • Secular market growth driver • Technological leadership • Cost leadership 		Stable above average returns <ul style="list-style-type: none"> • Long term sustainable competitive advantage • Operational excellence • Balance sheet strength • High barriers to entry • Management quality 		Remaining upside potential <ul style="list-style-type: none"> • Multiples versus market • Multiples versus peers • Multiples in historical context • Multiples in context of visibility of growth and returns

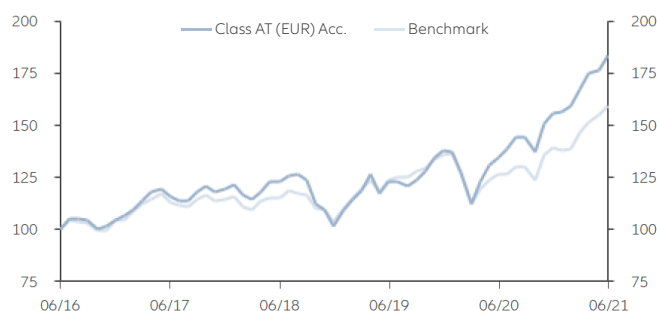
Making use of the power of compounding
Competitive companies may have the ability to compound their sustainable high returns over the long term

Source: Allianz Global Investors. Information herein is valid as at the time of publication. There is no guarantee that these investment strategies and processes will be effective under all market conditions and investors should evaluate their ability to invest for a long-term based on their individual risk profile especially during periods of downturn in the market.

Fund Features

Outperformance over the long term

Since its inception in October 2006, the Fund has consistently outperformed[#] its benchmark[^].



	Year to Date	1 Month	3 Months	6 months
Bid-Bid (%) [#]	17.94	3.79	9.82	17.94
Offer-Bid (%) [*]	12.05	-1.40	4.33	12.05
Benchmark (%) [^]	14.55	3.03	8.83	14.55
Performance against benchmark (%) [#]	+3.39	+0.76	+0.99	+3.39

	Annualised Return			
	1 Year	3 Years	5 Years	Since Inception* (annualised)
Bid-Bid (%) [#]	37.01	14.31	12.89	9.92
Offer-Bid (%) [*]	30.16	12.37	11.74	9.54
Benchmark (%) [^]	26.02	11.64	9.79	5.65
Performance against benchmark (%) [#]	+10.99	+2.67	+3.10	+4.27

Source: Allianz Global Investors/IDS GmbH, as at 30 June 2021.

[^]Benchmark refers to S&P Europe Large MidCap Growth Return Net (EUR). Past performance, or any prediction, projection or forecast, is not indicative of future performance.

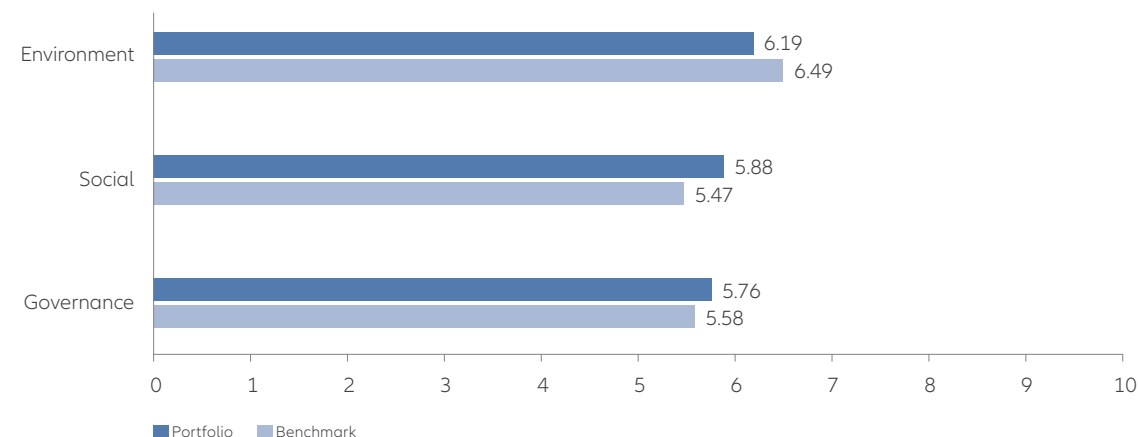
[#]Fund performance calculated in EUR based on bid-to-bid basis with dividends reinvested. ^{*}Calculated in EUR based on offer-to-bid basis with dividends reinvested, taking into account initial fee of 5%. ^{*}Inception date of Allianz Europe Equity Growth AT (EUR) Acc is 16 Oct 2006.

Benefitting from Integrated ESG

The team incorporates material Environmental, Social and Governance (ESG) risk considerations into the investment process which may help to deliver a better risk return profile.

The team believes that managing ESG tail-end risks to performance supports the objective to hold companies that can sustain their growth over the long term. They engage actively with up to 40% of the portfolio companies annually on ESG topics specifically to drive stewardship outcomes. Main areas of engagement include corporate governance and cyber security, given our focus on management quality and overweight in IT.

Portfolio and benchmark ESG scores



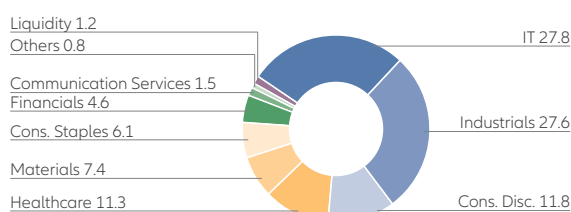
Source: Allianz Global Investors, as at 30 June 2021. Default ESG scores are provided by MSCI, which may then be upgraded or downgraded according to internal insights.

Fund Highlights

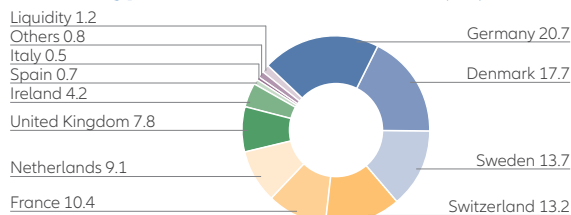
Top 10 Holdings (Country/Location)

	Sector	%
ASML Holding NV (NL)	IT	7.7
DSV Panalpina A/S (DK)	Industrials	5.6
Infineon Technologies AG (DE)	IT	4.6
Sika AG-Reg (CH)	Materials	4.5
Novo Nordisk A/S-B (DK)	Healthcare	4.0
Partners Group Holding AG (CH)	Financials	3.5
Zalando SE (DE)	Cons. Disc.	3.4
SAP SE (DE)	IT	3.3
LVMH Moët Hennessy Louis Vuitton (FR)	Cons. Disc.	3.3
Adidas AG (DE)	Cons. Disc.	3.3
Total		43.2

Sector Allocation (%)



Country/Location Allocation (%)



Fund Details

	Class AT (EUR) Acc.	Class AT (H2-USD) Acc.	Class AT (H2-SGD) Acc.	Class A (GBP) Dis.
Benchmark	S&P Europe LargeMidCap Growth Net Total Return			
Fund Manager	Thorsten Winkelmann, Robert Hofmann			
Fund Size ¹	EUR 8,051.63m			
Initial Fee	Up to 5%			
All-in-Fee ²	1.80% p.a.			
Total Expense Ratio ³	1.85%	1.84%	1.84%	1.84%
Unit NAV	EUR 401.92	USD 27.82	SGD 28.40	GBP 472.88
Inception Date	16/10/2006	06/12/2012	01/10/2012	03/08/2009
Dividend Frequency	N/A	N/A	N/A	Annually
ISIN Code	LU0256839274	LU0857590862	LU0827474353	LU0264555375
Bloomberg Ticker	RCMEGAT LX	RCMEATU LX	RCMEH2S LX	RCMESAT LX

Source: All fund data quoted are Allianz Global Investors/IDS GmbH/Morningstar, as at 30 June 2021, unless stated otherwise.

- The Fund size quoted includes all share classes of the Fund.
- The All-in-Fee includes the expenses previously called management and administration fees.
- Total Expense Ratio (TER): Total cost (except transaction costs) charged to the Fund during the last financial year expressed as a ratio of the Fund's average NAV. For share classes that have been incepted for less than one year as at close of the last financial year (please refer to the Inception Date in the Fund Details table), the TER will be annualized. For share classes incepted after the close of the last financial year, the TER will be reflected as N/A.
- Source: Morningstar, as at 31 May 2021. Copyright © 2021 Morningstar Asia Limited ("Morningstar"). All Rights Reserved. The information contained herein: (1) is proprietary to Morningstar and/or its content providers; (2) may not be copied or distributed; and (3) is not warranted to be accurate, complete or timely. Neither Morningstar nor its content providers are responsible for any damages or losses arising from any use of this information. Past performance is no guarantee of future results.
- Morningstar Sustainability Rating is analyzed out of Europe Equity Large Cap funds as of 31 May 2021 and based on 100% of the Fund's AUM. Data is based on long positions only. Historical Sustainability Score as of 31 May 2021. Sustainability Rating as of 31 May 2021. Sustainability provides company-level analysis used in the calculation of Morningstar's Sustainability Score.

Information herein is based on sources we believe to be accurate and reliable as at the date it was made. We reserve the right to revise any information herein at any time without notice. No offer or solicitation to buy or sell securities and no investment advice or recommendation is made herein. In making investment decisions, investors should not rely solely on this material but should seek independent professional advice. However, if you choose not to seek professional advice, you should consider the suitability of the product for yourself. The above information is used for the purpose to demonstrate the Fund's investment strategy only, it is not a recommendation nor investment advice to buy or sell any shares of securities. Past performance of the fund manager(s) and the fund is not indicative of future performance. Prices of units in the Fund and the income from them, if any, may fall as well as rise and cannot be guaranteed. Distribution payments of the Fund, where applicable, may at the sole discretion of the Manager, be made out of either income and/or net capital gains or capital of the Fund. As a result of the payment, the Fund's net asset value is expected to be immediately reduced. The dividend yields and payouts are not guaranteed and might change depending on the market conditions or at the Manager's discretion; past payout yields and payments do not represent future payout yields and payments. Investment involves risks including the possible loss of principal amount invested and risks associated with investment in emerging and less developed markets. The Fund may invest in financial derivative instruments and/or structured products and be subject to various risks (including counterparty, liquidity, credit and market risks etc.). Past performance, or any prediction, projection or forecast, is not indicative of future performance. Investors should read the Prospectus obtainable from Allianz Global Investors Singapore Limited or any of its appointed distributors for further details including the risk factors, before investing. This material has not been reviewed by the Monetary Authority of Singapore (MAS). MAS authorization/recognition is not a recommendation or endorsement. The issuer of this material is Allianz Global Investors Singapore Limited (79 Robinson Road, #09-03, Singapore 068897, Company Registration No. 199907169Z).