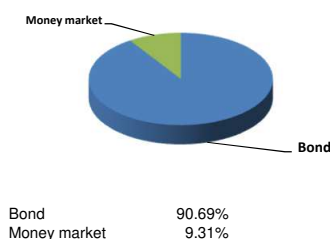


GreatLink USD Fixed Income Fund

January 2020
FUND FACT SHEET

Portfolio



Asset Allocation

Bond	80% - 98%
Money market	2% - 20%

Major Portfolio

Government Bond:	
ROI - Sukuk Feb/2029	ROI Jan/2026
ROI 2025	ROI Sep/2029
ROI Jan/2022	

Fixed Deposit:

Investment Objective

GreatLink USD Fixed Income Fund is an alternative investment product for customers to provide stable return with a low - medium risk level for long term investment. GreatLink USD Fixed Income Fund invests in bonds and money market instruments.

Fund Manager Profile

PT Great Eastern Life Indonesia

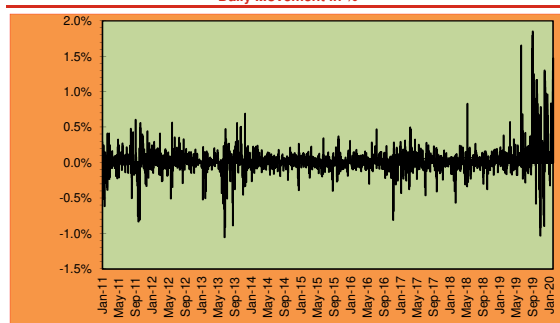
PT Great Eastern Life Indonesia (GELI) is a member of Great Eastern Holdings, the largest insurance group in Singapore and Malaysia with total assets of more than S \$ 60 billion and 4 million policy holders. Great Eastern is also the only life insurance company listed in the Singapore Exchange, and the largest life insurer in Southeast Asia in terms of assets and market capitalization.

PT Schroder Investment Management Indonesia

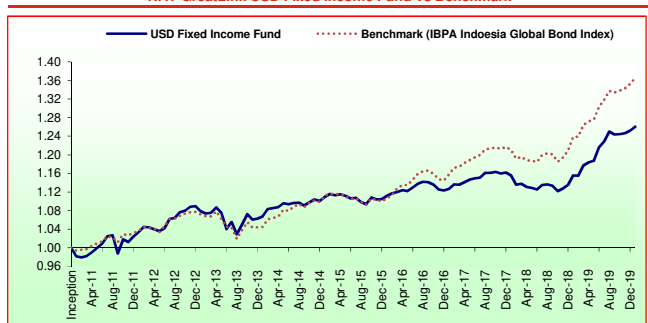
PT Schroder Investment Management Indonesia is a 99% owned subsidiary of Schroders plc headquartered in the United Kingdom and has been operating in Indonesia since 1991.

	Jan-20	Dec-19	Change (%)
NAV/Unit	1.2605	1.2518	0.69%
Highest NAV	1.2514	1.2451	0.51%
Lowest NAV			

Daily Movement in %



NAV GreatLink USD Fixed Income Fund vs Benchmark



Investment Performance

	1 Mth	3 Mths	6 Mths	YTD	1 year	3 years	5 years	Since Inception
GreatLink USD Fixed Income Fund	0.69%	1.28%	2.58%	0.69%	9.08%	11.90%	13.61%	26.05%
IBPA Indonesia Global Bond Index*	0.93%	1.99%	3.58%	0.93%	10.24%	17.93%	22.77%	36.49%

*prior to 1 Jan 2017: 30% JPEIGID+70% ADR
*JPEIGID: JP Morgan EMBI Global Indonesia+ADR; average deposit rate

Additional Information

Launching Date	: 3-Jan-11	Dealing/Valuation Day	: Daily
Fund Currency	: US Dollar (USD)	Level	: Stable
Custodian Bank	: Citibank N.A	Annual Management Charge	: 0.1% p.a.*
Risk Level	: Low - Medium	Price (NAV) per unit	: 1.2605
Fund Size @ 31-1-2020	: USD 1.8 million	(per 31 January 2020)	

* not including the custodian fee of 0.2% p.a. from the Investment Fund. In the event that the Company delegates part or all of the management of the Investment Fund to a third party, such third party may impose its own expenses (including among others investment management fee) on the Investment Fund. All such expenses are already taken into account in the Unit Price for this Investment Fund.

Analysis

The US Treasury yield fell from 1.921% to 1.560% while the USD denominated Indonesian 10-year yield (INDON29) closed at 1.17% at the end of January. (source: Schroders)

Disclaimer

This report is a periodic report that contains all the data up to the date as stated at the top. All reviews posted on the above is based on data and information in this report. Various efforts have been made to ensure that the information provided is correct at the time of publication. The PT. Great Eastern Life Indonesia does not fully guarantee that there are no errors in calculation or in writing. This report can not be used as a basis for consideration to buy or sell a security but merely a record of performance based on historical data.

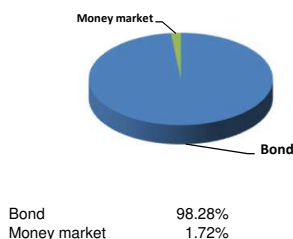
PT Great Eastern Life Indonesia
Menara Karya Lantai 5, Jl. HR. Rasuna Said Blok X-5 Kav. 1-2, Jakarta Selatan 12950 - Indonesia
T : (021) 2554 3888 F : (021) 5794 4717
greateasternlife.com/id

Customer Contact Centre
T : (021) 2554 3800 (Monday-Friday, 09.00-18.00) F : (021) 5794 4719
SMS : 0812-129-3800 Type *INFO
email : wecare-ID@greateasternlife.com

GreatLink USD Fixed Income Fund

February 2020
FUND FACT SHEET

Portfolio



Asset Allocation

Bond	80% - 98%
Money market	2% - 20%

Major Portfolio

Government Bond:

ROI - Sukuk Feb/2029	ROI Jan/2026
ROI 2025	ROI Sep/2029
ROI Jan/2022	

Fixed Deposit:

Investment Objective

GreatLink USD Fixed Income Fund is an alternative investment product for customers to provide stable return with a low - medium risk level for long term investment. GreatLink USD Fixed Income Fund invests in bonds and money market instruments.

Fund Manager Profile

PT Great Eastern Life Indonesia

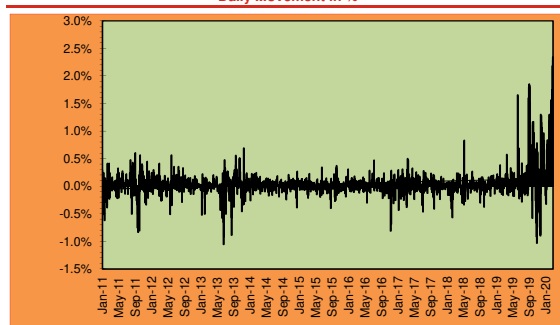
PT Great Eastern Life Indonesia (GELI) is a member of Great Eastern Holdings, the largest insurance group in Singapore and Malaysia with total assets of more than S \$ 60 billion and 4 million policy holders. Great Eastern is also the only life insurance company listed in the Singapore Exchange, and the largest life insurer in Southeast Asia in terms of assets and market capitalization.

PT Schroder Investment Management Indonesia

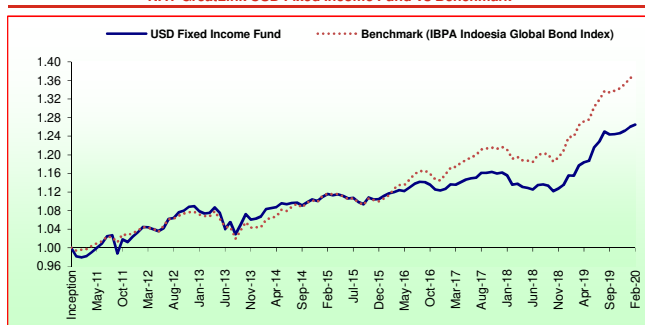
PT Schroder Investment Management Indonesia is a 99% owned subsidiary of Schroders plc headquartered in the United Kingdom and has been operating in Indonesia since 1991.

	Feb-20	Jan-20	Change (%)
NAV/Unit	1.2739	1.2605	1.06%
Highest NAV	1.2739	1.2605	
Lowest NAV	1.2611	1.2514	0.78%

Daily Movement in %



NAV GreatLink USD Fixed Income Fund vs Benchmark



Investment Performance

	1 Mth	3 Mths	6 Mths	YTD	1 year	3 years	5 years	Since Inception
GreatLink USD Fixed Income Fund	0.34%	1.49%	1.19%	1.04%	9.49%	11.30%	13.36%	26.48%
IBPA Indonesia Global Bond Index*	0.49%	2.15%	2.54%	1.43%	10.71%	16.99%	22.82%	37.16%

*prior to 1 Jan 2017: 30% JPEGID+70% ADR

*JPEGID: JP Morgan EMBI Global Indonesia+ADR; average deposit rate

Additional Information

Launching Date	: 3-Jan-11	Dealing/Valuation Day	: Daily
Fund Currency	: US Dollar (USD)	Level	: Stable
Custodian Bank	: Citibank N.A	Annual Management Charge	: 0.1% p.a.*
Risk Level	: Low - Medium	Price (NAV) per unit	: 1.2648
Fund Size @ 28-2-2020	: USD 1.6 million	(per 28 February 2020)	

* not including the custodian fee of 0.2% p.a. from the Investment Fund. In the event that the Company delegates part or all of the management of the Investment Fund to a third party, such third party may impose its own expenses (including among others investment management fee) on the Investment Fund. All such expenses are already taken into account in the Unit Price for this Investment Fund.

Analysis

The US Treasury yield fell from 1.5068% to 1.1486% while the USD denominated Indonesian 10-year yield (INDON29) closed at 2.734% at the end of February. (source: Schroders)

Disclaimer

This report is a periodic report that contains all the data up to the date as stated at the top. All reviews posted on the above is based on data and information in this report. Various efforts have been made to ensure that the information provided is correct at the time of publication. The PT. Great Eastern Life Indonesia does not fully guarantee that there are no errors in calculation or in writing. This report can not be used as a basis for consideration to buy or sell a security but merely a record of performance based on historical data.

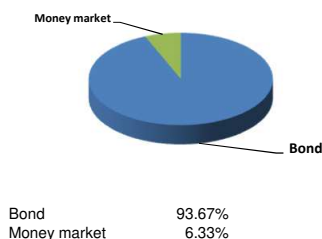
PT Great Eastern Life Indonesia
Menara Karya Lantai 5, Jl. HR. Rasuna Said Blok X-5 Kav. 1-2, Jakarta Selatan 12950 - Indonesia
T : (021) 2554 3888 F : (021) 5794 4717
greateasternlife.com/id

Customer Contact Centre
T : (021) 2554 3800 (Monday-Friday, 09.00-18.00) F : (021) 5794 4719
SMS : 0812-129-3800 Type *INFO
email : wecare-ID@greateasternlife.com

GreatLink USD Fixed Income Fund

March 2020
FUND FACT SHEET

Portfolio



Asset Allocation

Bond 80% - 98%
Money market 2% - 20%

Major Portfolio

Government Bond:

ROI - Sukuk Feb/2029
ROI 2025
ROI Jan/2022

ROI Jan/2026
ROI Apr/2023

Fixed Deposit:

Investment Objective

GreatLink USD Fixed Income Fund is an alternative investment product for customers to provide stable return with a low - medium risk level for long term investment. GreatLink USD Fixed Income Fund invests in bonds and money market instruments.

Fund Manager Profile

PT Great Eastern Life Indonesia

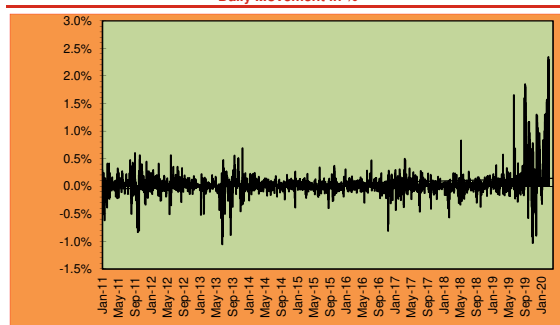
PT Great Eastern Life Indonesia (GELI) is a member of Great Eastern Holdings, the largest insurance group in Singapore and Malaysia with total assets of more than S \$ 60 billion and 4 million policy holders. Great Eastern is also the only life insurance company listed in the Singapore Exchange, and the largest life insurer in Southeast Asia in terms of assets and market capitalization.

PT Schroder Investment Management Indonesia

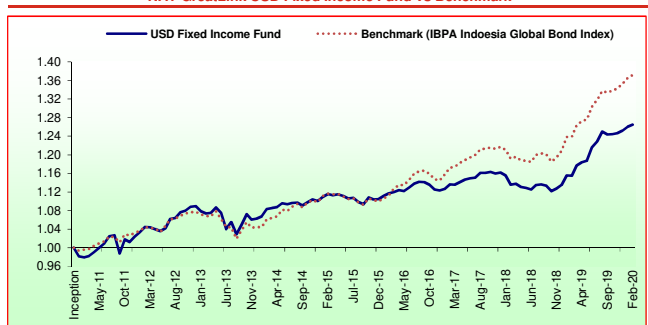
PT Schroder Investment Management Indonesia is a 99% owned subsidiary of Schroders plc headquartered in the United Kingdom and has been operating in Indonesia since 1991.

	Mar-20	Feb-20	Change (%)
NAV/Unit	1.2812	1.2739	0.57%
Highest NAV	1.1658	1.2611	-7.56%
Lowest NAV			

Daily Movement in %



NAV GreatLink USD Fixed Income Fund vs Benchmark



Investment Performance

	1 Mth	3 Mths	6 Mths	YTD	1 year	3 years	5 years	Since Inception
GreatLink USD Fixed Income Fund	-4.89%	-3.91%	-3.28%	-3.91%	2.19%	5.91%	8.06%	20.29%
IBPA Indonesia Global Bond Index*	-5.14%	-3.79%	-2.48%	-3.79%	2.99%	10.79%	16.64%	30.11%

*prior to 1 Jan 2017: 30% JPEGID+70% ADR

*JPEGID: JP Morgan EMBI Global Indonesia+ADR; average deposit rate

Additional Information

Launching Date	: 3-Jan-11	Dealing/Valuation Day	: Daily
Fund Currency	: US Dollar (USD)	Level	: Stable
Custodian Bank	: Citibank N.A	Annual Management Charge	: 0.1% p.a.*
Risk Level	: Low - Medium	Price (NAV) per unit	: 1.2029
Fund Size @31-3-2020	: USD 1,5 juta	(per 31 March 2020)	

* not including the custodian fee of 0.2% p.a. from the Investment Fund. In the event that the Company delegates part or all of the management of the Investment Fund to a third party, such third party may impose its own expenses (including among others investment management fee) on the Investment Fund. All such expenses are already taken into account in the Unit Price for this Investment Fund.

Analysis

Along with the equity market, the bond market was also hit with 10-year government bond yields (FR78) rising from 6.951% to 7.910% at the end of the month. Amid the panic of COVID-19 and also falling oil prices, foreign investors recorded a net capital outflow of USD7.5 billion from the bond market in March. Meanwhile, the 10-year yields denominated in USD (INDON29) closed at 3.572% at the end of March indicating the widening spread between INDON29 and US Treasury (source: Schroder)

Disclaimer

This report is a periodic report that contains all the data up to the date as stated at the top. All reviews posted on the above is based on data and information in this report. Various efforts have been made to ensure that the information provided is correct at the time of publication. The PT. Great Eastern Life Indonesia does not fully guarantee that there are no errors in calculation or in writing. This report can not be used as a basis for consideration to buy or sell a security but merely a record of performance based on historical data.

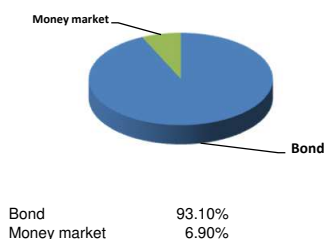
PT Great Eastern Life Indonesia
Menara Karya Lantai 5, Jl. HR. Rasuna Said Blok X-5 Kav. 1-2, Jakarta Selatan 12950 - Indonesia
T : (021) 2554 3888 F : (021) 5794 4717
greateasternlife.com/id

Customer Contact Centre
T : (021) 2554 3800 (Monday-Friday, 09.00-18.00) F : (021) 5794 4719
SMS : 0812-129-3800 Type *INFO
email : wecare-ID@greateasternlife.com

GreatLink USD Fixed Income Fund

April 2020
FUND FACT SHEET

Portfolio



Asset Allocation

Bond	80% - 98%
Money market	2% - 20%

Major Portfolio

Government Bond:	
ROI - Sukuk Feb/2029	ROI Jan/2022
ROI 2025	ROI Jan/2026
ROI Apr/2023	

Fixed Deposit:

Investment Objective

GreatLink USD Fixed Income Fund is an alternative investment product for customers to provide stable return with a low - medium risk level for long term investment. GreatLink USD Fixed Income Fund invests in bonds and money market instruments.

Fund Manager Profile

PT Great Eastern Life Indonesia

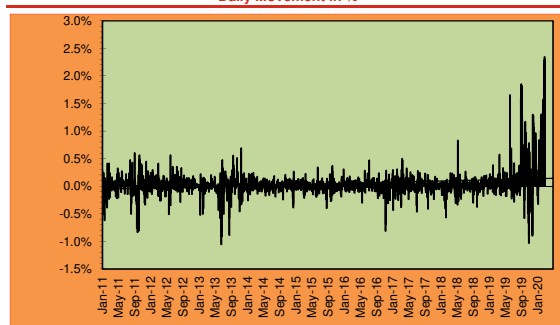
PT Great Eastern Life Indonesia (GELI) is a member of Great Eastern Holdings, the largest insurance group in Singapore and Malaysia with total assets of more than S \$ 60 billion and 4 million policy holders. Great Eastern is also the only life insurance company listed in the Singapore Exchange, and the largest life insurer in Southeast Asia in terms of assets and market capitalization.

PT Schroder Investment Management Indonesia

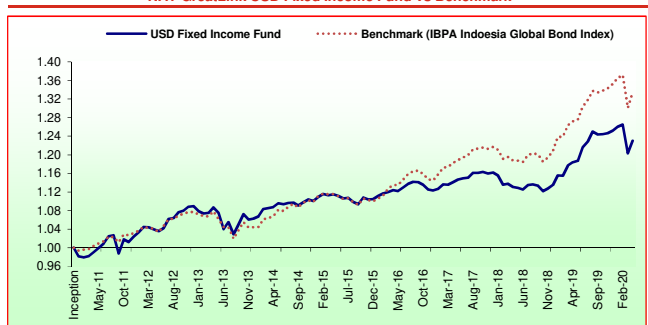
PT Schroder Investment Management Indonesia is a 99% owned subsidiary of Schroders plc headquartered in the United Kingdom and has been operating in Indonesia since 1991.

	Apr-20	Mar-20	Change (%)
NAV/Unit	1.2302	1.2812	-3.98%
Highest NAV	1.1981	1.1658	2.77%
Lowest NAV			

Daily Movement in %



NAV GreatLink USD Fixed Income Fund vs Benchmark



Investment Performance

	1 Mth	3 Mths	6 Mths	YTD	1 year	3 years	5 years	Since Inception
GreatLink USD Fixed Income Fund	2.27%	-2.40%	-1.16%	-1.73%	3.90%	7.79%	10.30%	23.02%
IBPA Indonesia Global Bond Index*	2.56%	-2.24%	-0.29%	-1.33%	4.88%	12.86%	19.55%	33.44%

*prior to 1 Jan 2017: 30% JPEGID+70% ADR

*JPEGID: JP Morgan EMBI Global Indonesia+ADR; average deposit rate

Additional Information

Launching Date	: 3-Jan-11	Dealing/Valuation Day	: Daily
Fund Currency	: US Dollar (USD)	Level	: Stable
Custodian Bank	: Citibank N.A	Annual Management Charge	: 0.1% p.a.*
Risk Level	: Low - Medium	Price (NAV) per unit	: 1.2302
Fund Size @30-4-2020	: USD 1,59 juta	(per 30 April 2020)	

* not including the custodian fee of 0.2% p.a. from the Investment Fund. In the event that the Company delegates part or all of the management of the Investment Fund to a third party, such third party may impose its own expenses (including among others investment management fee) on the Investment Fund. All such expenses are already taken into account in the Unit Price for this Investment Fund.

Analysis

Fixed income performed rather flattish in April as the 10-year government bond yield was flat at 7.9%. However, the bond market showed some strength mid-month after the release of the revised state budget, issuance of the USD 3.4bn global bond, and strengthening Rupiah all the way to IDR 14,882/USD. Moreover, the rally in the bond market was not supported by interventions from Bank Indonesia. A couple of noises came out during the month including the fall in oil price and S&P outlook downgrade for Indonesia. Meanwhile, the US Treasury yield closed flat at 0.6% while the INDON30 closed flat as well at 3.6%. Thus, the spread remained the same. (Source : Schroder).

Disclaimer

This report is a periodic report that contains all the data up to the date as stated at the top. All reviews posted on the above is based on data and information in this report. Various efforts have been made to ensure that the information provided is correct at the time of publication. The PT. Great Eastern Life Indonesia does not fully guarantee that there are no errors in calculation or in writing. This report can not be used as a basis for consideration to buy or sell a security but merely a record of performance based on historical data.

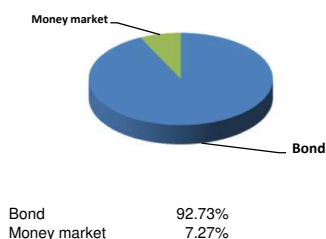
PT Great Eastern Life Indonesia
Menara Karya Lantai 5, Jl. HR. Rasuna Said Blok X-5 Kav. 1-2, Jakarta Selatan 12950 - Indonesia
T : (021) 2554 3888 F : (021) 5794 4717
greateasternlife.com/id

Customer Contact Centre
T : (021) 2554 3800 (Monday-Friday, 09.00-18.00) F : (021) 5794 4719
SMS : 0812-129-3800 Type *INFO
email : wecare-ID@greateasternlife.com

GreatLink USD Fixed Income Fund

May 2020
FUND FACT SHEET

Portfolio



Asset Allocation

Bond 80% - 98%
Money market 2% - 20%

Major Portfolio

Government Bond:
ROI - Sukuk Feb/2029
ROI 2025
ROI Apr/2023

ROI Jan/2022
ROI Jan/2026

Fixed Deposit:

Investment Objective

GreatLink USD Fixed Income Fund is an alternative investment product for customers to provide stable return with a low - medium risk level for long term investment. GreatLink USD Fixed Income Fund invests in bonds and money market instruments.

Fund Manager Profile

PT Great Eastern Life Indonesia

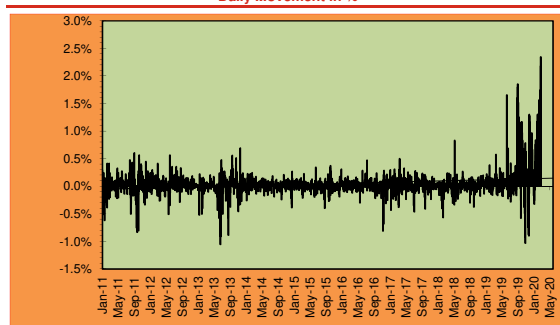
PT Great Eastern Life Indonesia (GELI) is a member of Great Eastern Holdings, the largest insurance group in Singapore and Malaysia with total assets of more than S \$ 60 billion and 4 million policy holders. Great Eastern is also the only life insurance company listed in the Singapore Exchange, and the largest life insurer in Southeast Asia in terms of assets and market capitalization.

PT Schroder Investment Management Indonesia

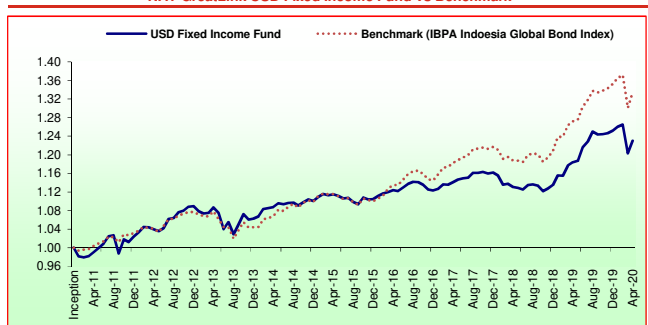
PT Schroder Investment Management Indonesia is a 99% owned subsidiary of Schroders plc headquartered in the United Kingdom and has been operating in Indonesia since 1991.

	May-20	Apr-20	Change
	NAV/Unit	NAV/Unit	(%)
Highest NAV	1.2694	1.2302	3.19%
Lowest NAV	1.2315	1.1981	2.79%

Daily Movement in %



NAV GreatLink USD Fixed Income Fund vs Benchmark



Investment Performance

	1 Mth	3 Mths	6 Mths	YTD	1 year	3 years	5 years	Since Inception
GreatLink USD Fixed Income Fund	3.19%	0.36%	1.86%	1.41%	6.93%	10.73%	14.20%	26.94%
IBPA Indonesia Global Bond Index*	3.50%	0.69%	2.86%	2.13%	8.22%	16.20%	24.34%	38.12%

*prior to 1 Jan 2017: 30% JPEGID+70% ADR

*JPEGID: JP Morgan EMBI Global Indonesia+ADR; average deposit rate

Additional Information

Launching Date	: 3-Jan-11	Dealing/Valuation Day	: Daily
Fund Currency	: US Dollar (USD)	Level	: Stable
Custodian Bank	: Citibank N.A	Annual Management Charge	: 0.1% p.a.*
Risk Level	: Low - Medium	Price (NAV) per unit	: 1.2694
Fund Size @31-5-2020	: USD 1,63 juta	(per 31 May 2020)	

* not including the custodian fee of 0.2% p.a. from the Investment Fund. In the event that the Company delegates part or all of the management of the Investment Fund to a third party, such third party may impose its own expenses (including among others investment management fee) on the Investment Fund. All such expenses are already taken into account in the Unit Price for this Investment Fund.

Analysis

The bond market performed well in May with the 10-year government bond yield falling down from 7.905% to 7.352% by the end of the month. Foreign investor still recorded net outflow of USD6.9bn from the bond market in May. The bond yield moved up at the beginning of the month and peaked at 8.092% due to rising tension between the US and China. However, it was all downhill afterwards for the bond yield as it continued to fall to 7.352% due to better clarity on budget deficit financing from the government, stronger Rupiah, and positive sentiments from economy reopening. The US Treasury yield was flat from 0.67% to 0.65% while the USD denominated Indonesian 10-year yield (INDON30) closed at 2.612% at the end of May. (Source: Schroder)

Disclaimer

This report is a periodic report that contains all the data up to the date as stated at the top. All reviews posted on the above is based on data and information in this report. Various efforts have been made to ensure that the information provided is correct at the time of publication. The PT. Great Eastern Life Indonesia does not fully guarantee that there are no errors in calculation or in writing. This report can not be used as a basis for consideration to buy or sell a security but merely a record of performance based on historical data.

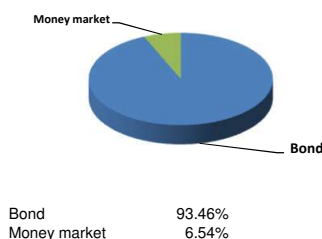
PT Great Eastern Life Indonesia
Menara Karya Lantai 5, Jl. HR. Rasuna Said Blok X-5 Kav. 1-2, Jakarta Selatan 12950 - Indonesia
T : (021) 2554 3888 F : (021) 5794 4717
greateasternlife.com/id

Customer Contact Centre
T : (021) 2554 3800 (Monday-Friday, 09.00-18.00) F : (021) 5794 4719
SMS : 0812-129-3800 Type *INFO
email : wecare-ID@greateasternlife.com

GreatLink USD Fixed Income Fund

June 2020
FUND FACT SHEET

Portfolio



Asset Allocation

Bond	80% - 98%
Money market	2% - 20%

Major Portfolio

Government Bond:	
ROI 2030	ROI Jan/2022
ROI 2025	ROI Jan/2026
ROI Apr/2023	

Fixed Deposit:

Investment Objective

GreatLink USD Fixed Income Fund is an alternative investment product for customers to provide stable return with a low - medium risk level for long term investment. GreatLink USD Fixed Income Fund invests in bonds and money market instruments.

Fund Manager Profile

PT Great Eastern Life Indonesia

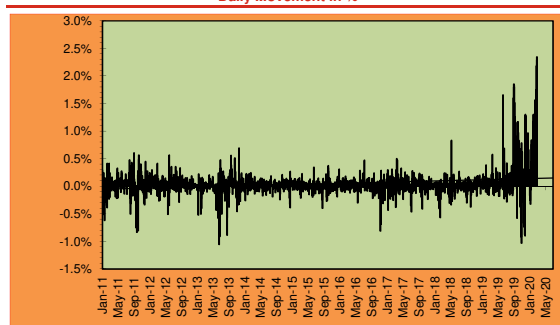
PT Great Eastern Life Indonesia (GELI) is a member of Great Eastern Holdings, the largest insurance group in Singapore and Malaysia with total assets of more than S \$ 60 billion and 4 million policy holders. Great Eastern is also the only life insurance company listed in the Singapore Exchange, and the largest life insurer in Southeast Asia in terms of assets and market capitalization.

PT Schroder Investment Management Indonesia

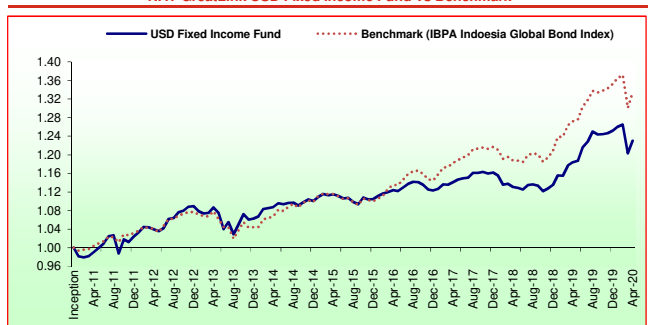
PT Schroder Investment Management Indonesia is a 99% owned subsidiary of Schroders plc headquartered in the United Kingdom and has been operating in Indonesia since 1991.

	Jun-20	May-20	Change (%)
NAV/Unit	1.2783	1.2694	0.70%
Highest NAV	1.2783	1.2694	
Lowest NAV	1.2703	1.2315	3.15%

Daily Movement in %



NAV GreatLink USD Fixed Income Fund vs Benchmark



Investment Performance

	1 Mth	3 Mths	6 Mths	YTD	1 year	3 years	5 years	Since Inception
GreatLink USD Fixed Income Fund	0.62%	6.19%	2.04%	2.04%	5.02%	11.10%	15.46%	27.73%
IBPA Indonesia Global Bond Index*	0.92%	7.14%	3.07%	3.07%	6.94%	16.73%	26.15%	39.40%

*prior to 1 Jan 2017: 30% JPEGID+70% ADR

*JPEGID: JP Morgan EMBI Global Indonesia+ADR; average deposit rate

Additional Information

Launching Date	: 3-Jan-11	Dealing/Valuation Day	: Daily
Fund Currency	: US Dollar (USD)	Level	: Stable
Custodian Bank	: Citibank N.A	Annual Management Charge	: 0.1% p.a.*
Risk Level	: Low - Medium	Price (NAV) per unit	: 1.2773
Fund Size @30-6-2020	: USD 1,64 juta	(per 30 June 2020)	

* not including the custodian fee of 0.2% p.a. from the Investment Fund. In the event that the Company delegates part or all of the management of the Investment Fund to a third party, such third party may impose its own expenses (including among others investment management fee) on the Investment Fund. All such expenses are already taken into account in the Unit Price for this Investment Fund.

Analysis

The bond market remained resilient in June as the 10-year government bond yield slightly fell from 7.352% to 7.215% by the end of the month. Foreign investors finally recorded net inflow of USD329mn into the bond market in June. The bond market started positive at the start of the month on the back of positive sentiments from economy reopening and weaker USD. However, bond yield climbed back up due to profit taking from investors and higher budget deficit target from the Ministry of Finance. The yield then fell back down due to the Fed's dovish statement and aggressive push for stimulus with some volatility due to noises from second wave of COVID-19 infection. The US Treasury yield was flat from 0.65% to 0.66% while the USD denominated Indonesian 10-year yield (INDON30) closed at 2.57% at the end of June. (Source : Schroder)

Disclaimer

This report is a periodic report that contains all the data up to the date as stated at the top. All reviews posted on the above is based on data and information in this report. Various efforts have been made to ensure that the information provided is correct at the time of publication. The PT. Great Eastern Life Indonesia does not fully guarantee that there are no errors in calculation or in writing. This report can not be used as a basis for consideration to buy or sell a security but merely a record of performance based on historical data.

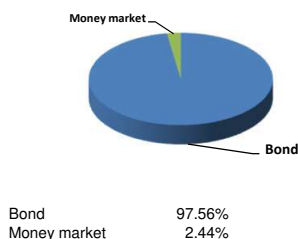
PT Great Eastern Life Indonesia
Menara Karya Lantai 5, Jl. HR. Rasuna Said Blok X-5 Kav. 1-2, Jakarta Selatan 12950 - Indonesia
T : (021) 2554 3888 F : (021) 5794 4717
greateasternlife.com/id

Customer Contact Centre
T : (021) 2554 3800 (Monday-Friday, 09.00-18.00) F : (021) 5794 4719
SMS : 0812-129-3800 Type *INFO
email : wecare-ID@greateasternlife.com

GreatLink USD Fixed Income Fund

July 2020
FUND FACT SHEET

Portfolio



Asset Allocation

Bond	80% - 98%
Money market	2% - 20%

Major Portfolio

Government Bond:	
ROI 2030	ROI Jan/2022
ROI 2025	ROI Jan/2026
ROI Apr/2023	

Fixed Deposit:

Investment Objective

GreatLink USD Fixed Income Fund is an alternative investment product for customers to provide stable return with a low - medium risk level for long term investment. GreatLink USD Fixed Income Fund invests in bonds and money market instruments.

Fund Manager Profile

PT Great Eastern Life Indonesia

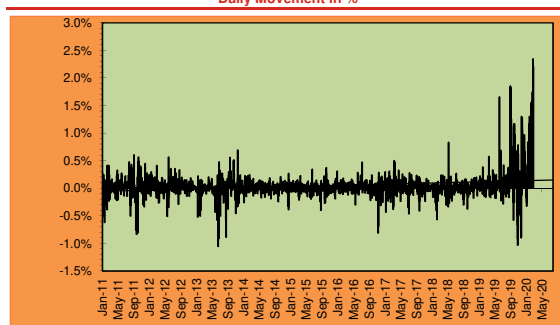
PT Great Eastern Life Indonesia (GELI) is a member of Great Eastern Holdings, the largest insurance group in Singapore and Malaysia with total assets of more than S \$ 60 billion and 4 million policy holders. Great Eastern is also the only life insurance company listed in the Singapore Exchange, and the largest life insurer in Southeast Asia in terms of assets and market capitalization.

PT Schroder Investment Management Indonesia

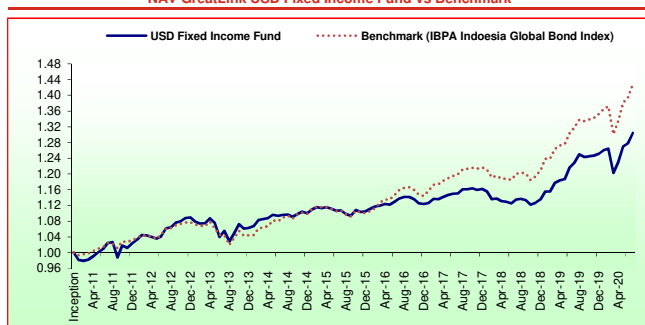
PT Schroder Investment Management Indonesia is a 99% owned subsidiary of Schroders plc headquartered in the United Kingdom and has been operating in Indonesia since 1991.

	Jul-20	Jun-20	Change (%)
NAV/Unit	1.3040	1.2783	2.01%
Highest NAV	1.2767	1.2703	0.50%
Lowest NAV			

Daily Movement in %



NAV GreatLink USD Fixed Income Fund vs Benchmark



Investment Performance

	1 Mth	3 Mths	6 Mths	YTD	1 year	3 years	5 years	Since Inception
GreatLink USD Fixed Income Fund	2.09%	6.00%	3.45%	4.17%	6.12%	13.30%	17.77%	30.40%
IBPA Indonesia Global Bond Index*	2.40%	6.97%	4.57%	5.55%	8.31%	18.99%	28.91%	42.75%

*prior to 1 Jan 2017: 30% JPEIGD+70% ADR

*JPEIGD: JP Morgan EMBI Global Indonesia+ADR: average deposit rate

Additional Information

Launching Date	: 3-Jan-11	Dealing/Valuation Day	: Daily
Fund Currency	: US Dollar (USD)	Level	: Stable
Custodian Bank	: Citibank N.A	Annual Management Charge	: 0.1% p.a.*
Risk Level	: Low - Medium	Price (NAV) per unit	: 1.3040
Fund Size @31-7-2020	: USD 1,66 million	(per 31 July 2020)	

* not including the custodian fee of 0.2% p.a. from the Investment Fund. In the event that the Company delegates part or all of the management of the Investment Fund to a third party, such third party may impose its own expenses (including among others investment management fee) on the Investment Fund. All such expenses are already taken into account in the Unit Price for this Investment Fund.

Analysis

The bond market strengthened in July as the 10-year government bond yield fell from 7.215% to 6.823% by the end of the month. Foreign investors recorded net inflow of USD344mn into the bond market in July. The bond yield slightly inched up at the start of the month following the weaker Rupiah. However, it made a turn and went downhill as positive newsflows from stimulus and vaccine supported the bond market. The US Treasury yield fell from 0.66% to 0.57% while the USD denominated Indonesian 10-year yield (INDON30) closed at 2.18% at the end of July. Hence, the spread has narrowed. (Source: Schroder)

Disclaimer

This report is a periodic report that contains all the data up to the date as stated at the top. All reviews posted on the above is based on data and information in this report. Various efforts have been made to ensure that the information provided is correct at the time of publication. The PT. Great Eastern Life Indonesia does not fully guarantee that there are no errors in calculation or in writing. This report can not be used as a basis for consideration to buy or sell a security but merely a record of performance based on historical data.

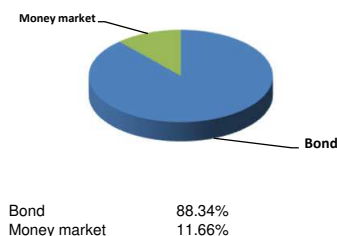
PT Great Eastern Life Indonesia
Menara Karya Lantai 5, Jl. HR. Rasuna Said Blok X-5 Kav. 1-2, Jakarta Selatan 12950 - Indonesia
T : (021) 2554 3888 F : (021) 5794 4717
greateasternlife.com/id

Customer Contact Centre
T : (021) 2554 3800 (Monday-Friday, 09.00-18.00) F : (021) 5794 4719
SMS : 0812-129-3800 Type *INFO
email : wecare-ID@greateasternlife.com

GreatLink USD Fixed Income Fund

August 2020
FUND FACT SHEET

Portfolio



Asset Allocation

Bond 80% - 98%
Money market 2% - 20%

Major Portfolio

Government Bond:
ROI 2030 ROI Sep/2029
ROI 2025 ROI Jan/2022
ROI Apr/2023 ROI Jan/2026

Fixed Deposit:

Investment Objective

GreatLink USD Fixed Income Fund is an alternative investment product for customers to provide stable return with a low - medium risk level for long term investment. GreatLink USD Fixed Income Fund invests in bonds and money market instruments.

Fund Manager Profile

PT Great Eastern Life Indonesia

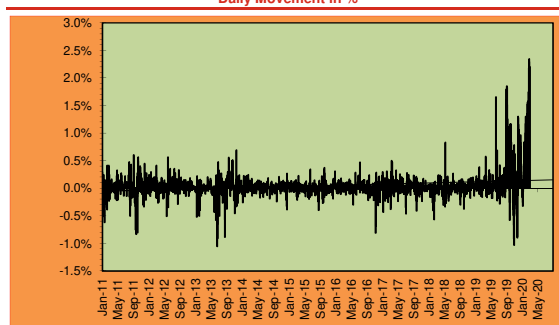
PT Great Eastern Life Indonesia (GELI) is a member of Great Eastern Holdings, the largest insurance group in Singapore and Malaysia with total assets of more than S \$ 60 billion and 4 million policy holders. Great Eastern is also the only life insurance company listed in the Singapore Exchange, and the largest life insurer in Southeast Asia in terms of assets and market capitalization.

PT Schroder Investment Management Indonesia

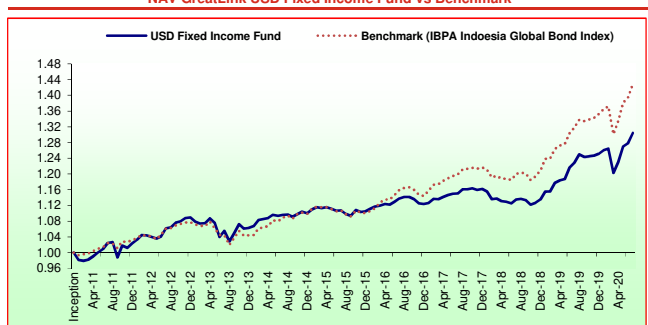
PT Schroder Investment Management Indonesia is a 99% owned subsidiary of Schroders plc headquartered in the United Kingdom and has been operating in Indonesia since 1991.

	Aug-20	Jul-20	Change (%)
NAV/Unit	NAV/Unit	NAV/Unit	
Highest NAV	1.3141	1.3040	0.77%
Lowest NAV	1.3050	1.2767	2.22%

Daily Movement in %



NAV GreatLink USD Fixed Income Fund vs Benchmark



Investment Performance

	1 Mth	3 Mths	6 Mths	YTD	1 year	3 years	5 years	Since Inception
GreatLink USD Fixed Income Fund	0.25%	2.98%	3.35%	4.43%	4.58%	12.55%	19.00%	30.72%
IBPA Indonesia Global Bond Index*	0.58%	3.94%	4.66%	6.16%	7.32%	18.53%	30.76%	43.57%

*prior to 1 Jan 2017: 30% JPEIGD+70% ADR

*JPEIGD: JP Morgan EMBI Global Indonesia+ADR: average deposit rate

Additional Information

Launching Date	: 3-Jan-11	Dealing/Valuation Day	: Daily
Fund Currency	: US Dollar (USD)	Level	: Stable
Custodian Bank	: Citibank N.A	Annual Management Charge	: 0.1% p.a.*
Risk Level	: Low - Medium	Price (NAV) per unit	: 1.3072
Fund Size @31-8-2020	: USD 1,66 million	(per 31 August 2020)	

* not including the custodian fee of 0.2% p.a. from the Investment Fund. In the event that the Company delegates part or all of the management of the Investment Fund to a third party, such third party may impose its own expenses (including among others investment management fee) on the Investment Fund. All such expenses are already taken into account in the Unit Price for this Investment Fund.

Analysis

The bond market was relatively flat in August as the 10-year government bond yield inched up from 6.823% to 6.864%. Foreign investors recorded net outflow of USD144mn into the bond market in August. Despite weak 2Q20 GDP growth data that came out during the month, the bond market overall was supported by the weak DXY, low inflation, and benign CAD. However, as the bond market has rallied, investors started to take profits. The US Treasury yield rose from 0.57% to 0.71% while the USD denominated Indonesian 10-year yield (INDON30) closed at 2.21% at the end of August. (Sumber : Schroder)

Disclaimer

This report is a periodic report that contains all the data up to the date as stated at the top. All reviews posted on the above is based on data and information in this report. Various efforts have been made to ensure that the information provided is correct at the time of publication. The PT. Great Eastern Life Indonesia does not fully guarantee that there are no errors in calculation or in writing. This report can not be used as a basis for consideration to buy or sell a security but merely a record of performance based on historical data.

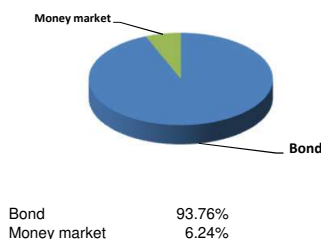
PT Great Eastern Life Indonesia
Menara Karya Lantai 5, Jl. HR. Rasuna Said Blok X-5 Kav. 1-2, Jakarta Selatan 12950 - Indonesia
T : (021) 2554 3888 F : (021) 5794 4717
greateasternlife.com/id

Customer Contact Centre
T : (021) 2554 3800 (Monday-Friday, 09.00-18.00) F : (021) 5794 4719
SMS : 0812-129-3800 Type *INFO
email : wecare-ID@greateasternlife.com

GreatLink USD Fixed Income Fund

September 2020
FUND FACT SHEET

Portfolio



Asset Allocation

Bond	80% - 98%
Money market	2% - 20%

Major Portfolio

Government Bond:	
ROI 2030	ROI Jan/2022
ROI 2025	ROI Jan/2026
ROI Apr/2023	ROI Sep/2029

Fixed Deposit:

Investment Objective

GreatLink USD Fixed Income Fund is an alternative investment product for customers to provide stable return with a low - medium risk level for long term investment. GreatLink USD Fixed Income Fund invests in bonds and money market instruments.

Fund Manager Profile

PT Great Eastern Life Indonesia

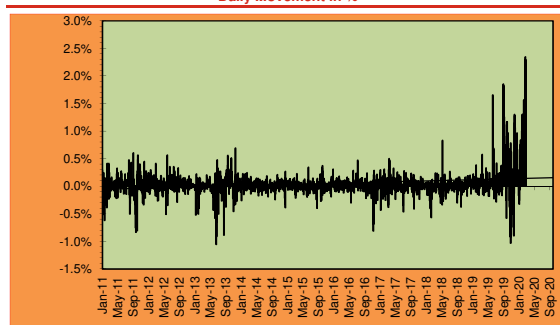
PT Great Eastern Life Indonesia (GELI) is a member of Great Eastern Holdings, the largest insurance group in Singapore and Malaysia with total assets of more than S \$ 60 billion and 4 million policy holders. Great Eastern is also the only life insurance company listed in the Singapore Exchange, and the largest life insurer in Southeast Asia in terms of assets and market capitalization.

PT Schroder Investment Management Indonesia

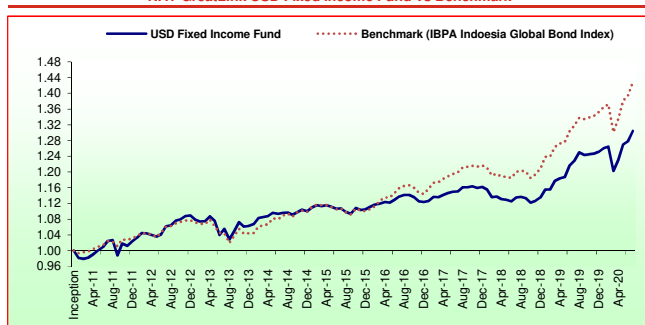
PT Schroder Investment Management Indonesia is a 99% owned subsidiary of Schroders plc headquartered in the United Kingdom and has been operating in Indonesia since 1991.

	Sep-20	Aug-20	Change
	NAV/Unit	NAV/Unit	(%)
Highest NAV	1.3120	1.3141	-0.16%
Lowest NAV	1.3025	1.3050	-0.19%

Daily Movement in %



NAV GreatLink USD Fixed Income Fund vs Benchmark



Investment Performance

	1 Mth	3 Mths	6 Mths	YTD	1 year	3 years	5 years	Since Inception
GreatLink USD Fixed Income Fund	-0.13%	2.21%	8.53%	4.29%	4.97%	12.41%	19.39%	30.55%
IBPA Indonesia Global Bond Index*	0.10%	3.10%	10.45%	6.27%	7.72%	18.44%	31.56%	43.72%

*prior to 1 Jan 2017: 30% JPEIGD+70% ADR

*JPEIGD: JP Morgan EMBI Global Indonesia+ADR; average deposit rate

Additional Information

Launching Date	: 3-Jan-11	Dealing/Valuation Day	: Daily
Fund Currency	: US Dollar (USD)	Level	: Stable
Custodian Bank	: Citibank N.A	Annual Management Charge	: 0.1% p.a.*
Risk Level	: Low - Medium	Price (NAV) per unit	: 1.3055
Fund Size @31-09-2020	: USD 1,62 million	(per 30 September 2020)	

* not including the custodian fee of 0.2% p.a. from the Investment Fund. In the event that the Company delegates part or all of the management of the Investment Fund to a third party, such third party may impose its own expenses (including among others investment management fee) on the Investment Fund. All such expenses are already taken into account in the Unit Price for this Investment Fund.

Analysis

The bond market has been more resilient in comparison to the equity market as the 10-year government bond yield slightly increase from 6.864% to 6.967% in September. Foreign investors recorded net outflow of USD594mn from the bond market in September. Concerns on BI independence and reimplementation of Jakarta PSBB were the main drivers that pressured the bond market as such foreign investors continued to post outflows. However, dovish central bank and continuous positive trade balance managed to support the bond market along with local investors. The US Treasury yield slipped from 0.71% to 0.69% while the USD denominated Indonesian 10-year yield (INDON30) closed at 2.34% at the end of September. (Sumber : Schroder)

Disclaimer

This report is a periodic report that contains all the data up to the date as stated at the top. All reviews posted on the above is based on data and information in this report. Various efforts have been made to ensure that the information provided is correct at the time of publication. The PT. Great Eastern Life Indonesia does not fully guarantee that there are no errors in calculation or in writing. This report can not be used as a basis for consideration to buy or sell a security but merely a record of performance based on historical data.

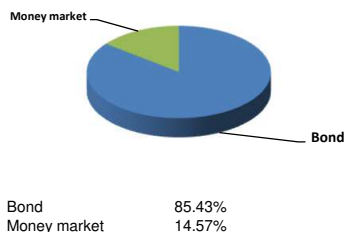
PT Great Eastern Life Indonesia
Menara Karya Lantai 5, Jl. HR. Rasuna Said Blok X-5 Kav. 1-2, Jakarta Selatan 12950 - Indonesia
T : (021) 2554 3888 F : (021) 5794 4717
greateasternlife.com/id

Customer Contact Centre
T : (021) 2554 3800 (Monday-Friday, 09.00-18.00) F : (021) 5794 4719
SMS : 0812-129-3800 Type *INFO
email : wecare-ID@greateasternlife.com

GreatLink USD Fixed Income Fund

October 2020
FUND FACT SHEET

Portfolio



Asset Allocation

Bond 80% - 98%
Money market 2% - 20%

Major Portfolio

Government Bond:
ROI 2025 ROI Jan/2022
ROI 2030 ROI Jan/2026
ROI Apr/2023

Fixed Deposit:

Investment Objective

GreatLink USD Fixed Income Fund is an alternative investment product for customers to provide stable return with a low - medium risk level for long term investment. GreatLink USD Fixed Income Fund invests in bonds and money market instruments.

Fund Manager Profile

PT Great Eastern Life Indonesia

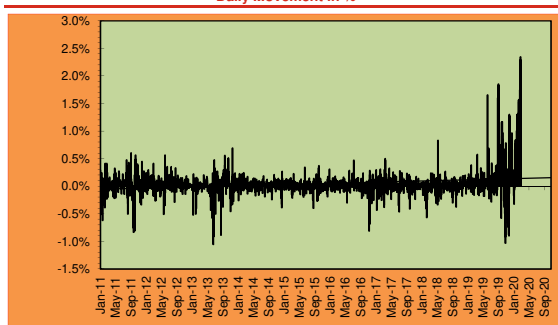
PT Great Eastern Life Indonesia (GELI) is a member of Great Eastern Holdings, the largest insurance group in Singapore and Malaysia with total assets of more than S \$ 60 billion and 4 million policy holders. Great Eastern is also the only life insurance company listed in the Singapore Exchange, and the largest life insurer in Southeast Asia in terms of assets and market capitalization.

PT Schroder Investment Management Indonesia

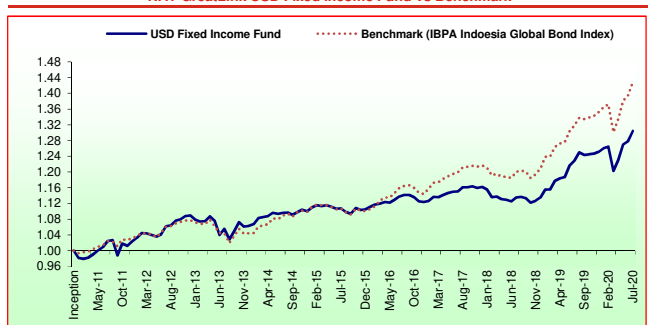
PT Schroder Investment Management Indonesia is a 99% owned subsidiary of Schroders plc headquartered in the United Kingdom and has been operating in Indonesia since 1991.

	Oct-20	Sep-20	Change (%)
NAV/Unit	1.3156	1.3120	0.27%
Highest NAV	1.3056	1.3025	0.24%
Lowest NAV			

Daily Movement in %



NAV GreatLink USD Fixed Income Fund vs Benchmark



Investment Performance

	1 Mth	3 Mths	6 Mths	YTD	1 year	3 years	5 years	Since Inception
GreatLink USD Fixed Income Fund	0.56%	0.67%	6.71%	4.87%	5.48%	12.83%	18.49%	31.28%
IBPA Indonesia Global Bond Index*	0.46%	1.14%	8.19%	6.75%	7.87%	18.76%	30.48%	44.38%

*after 1 Jan 2017 : IBPA Indonesia Global Bond Index *prior to 1 Jan 2017: 30% JPEGID+70% ADR

*JPEGID: JP Morgan EMBI Global Indonesia+ADR: average deposit rate

Additional Information

Launching Date	: 3-Jan-11	Dealing/Valuation Day	: Daily
Fund Currency	: US Dollar (USD)	Level	: Stable
Custodian Bank	: Citibank N.A	Annual Management Charge	: 0.1% p.a.*
Risk Level	: Low - Medium	Price (NAV) per unit	: 1.3128
Fund Size @31-09-2020	: USD 1,62 million	(per 30 September 2020)	

* not including the custodian fee of 0.2% p.a. from the Investment Fund. In the event that the Company delegates part or all of the management of the Investment Fund to a third party, such third party may impose its own expenses (including among others investment management fee) on the Investment Fund. All such expenses are already taken into account in the Unit Price for this Investment Fund.

Analysis

October was a strong month for the bond market as the 10-year government bond yield fell from 6.967% to 6.609%. Foreign investors recorded net inflow of USD1.5bn into the bond market in October. The strong performance was mainly driven due to investors confidence after the passing of the Omnibus Law. The US Treasury yield rose from 0.69% to 0.88% while the USD denominated Indonesian 10-year yield (INDON30) closed at 2.18% at the end of October, indicating further narrowing. (Source : Schroder)

Disclaimer

This report is a periodic report that contains all the data up to the date as stated at the top. All reviews posted on the above is based on data and information in this report. Various efforts have been made to ensure that the information provided is correct at the time of publication. The PT. Great Eastern Life Indonesia does not fully guarantee that there are no errors in calculation or in writing. This report can not be used as a basis for consideration to buy or sell a security but merely a record of performance based on historical data.

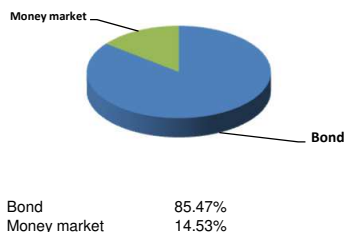
PT Great Eastern Life Indonesia
Menara Karya Lantai 5, Jl. HR. Rasuna Said Blok X-5 Kav. 1-2, Jakarta Selatan 12950 - Indonesia
T : (021) 2554 3888 F : (021) 5794 4717
greateasternlife.com/id

Customer Contact Centre
T : (021) 2554 3800 (Monday-Friday, 09.00-18.00) F : (021) 5794 4719
SMS : 0812-129-3800 Type *INFO
email : wecare-ID@greateasternlife.com

GreatLink USD Fixed Income Fund

November 2020
FUND FACT SHEET

Portfolio



Asset Allocation

Bond 80% - 98%
Money market 2% - 20%

Major Portfolio

Government Bond:
ROI 2025 ROI Jan/2022
ROI 2030 ROI Jan/2026
ROI Apr/2023

Fixed Deposit:

Investment Objective

GreatLink USD Fixed Income Fund is an alternative investment product for customers to provide stable return with a low - medium risk level for long term investment. GreatLink USD Fixed Income Fund invests in bonds and money market instruments.

Fund Manager Profile

PT Great Eastern Life Indonesia

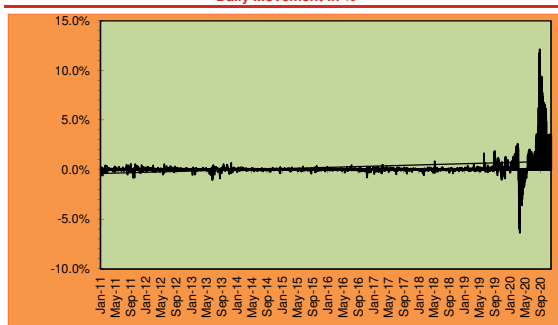
PT Great Eastern Life Indonesia (GELI) is a member of Great Eastern Holdings, the largest insurance group in Singapore and Malaysia with total assets of more than S \$ 60 billion and 4 million policy holders. Great Eastern is also the only life insurance company listed in the Singapore Exchange, and the largest life insurer in Southeast Asia in terms of assets and market capitalization.

PT Schroder Investment Management Indonesia

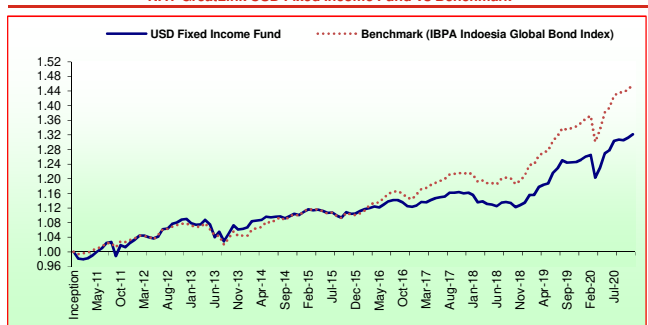
PT Schroder Investment Management Indonesia is a 99% owned subsidiary of Schroders plc headquartered in the United Kingdom and has been operating in Indonesia since 1991.

	Nov-20	Oct-20	Change (%)
NAV/Unit	NAV/Unit	NAV/Unit	
Highest NAV	1.3215	1.3156	0.45%
Lowest NAV	1.3085	1.3056	0.22%

Daily Movement in %



NAV GreatLink USD Fixed Income Fund vs Benchmark



Investment Performance

	1 Mth	3 Mths	6 Mths	YTD	1 year	3 years	5 years	Since Inception
GreatLink USD Fixed Income Fund	0.66%	1.09%	4.10%	5.57%	6.04%	13.94%	19.73%	32.15%
IBPA Indonesia Global Bond Index*	1.01%	1.58%	5.58%	7.83%	8.60%	20.21%	32.27%	45.84%

*after 1 Jan 2017: IBPA Indonesia Global Bond Index *prior to 1 Jan 2017: 30% JPEIGID+70% ADR
*JPEIGID: JP Morgan EMBI Global Indonesia+ADR; average deposit rate

Additional Information

Launching Date	: 3-Jan-11	Dealing/Valuation Day	: Daily
Fund Currency	: US Dollar (USD)	Level	: Stable
Custodian Bank	: Citibank N.A	Annual Management Charge	: 0.1% p.a.*
Risk Level	: Low - Medium	Price (NAV) per unit	: 1.3215
Fund Size @30-11-2020	: USD 1.51 million	(per 30 November 2020)	

* not including the custodian fee of 0.2% p.a. from the Investment Fund. In the event that the Company delegates part or all of the management of the Investment Fund to a third party, such third party may impose its own expenses (including among others investment management fee) on the Investment Fund. All such expenses are already taken into account in the Unit Price for this Investment Fund.

Analysis

The bond market continued its rally in November as the 10-year government bond yield fell from 6.609% to 6.188%. Foreign investors recorded more inflow of USD946mn into the bond market in November. Just as the equity market, the bond market was very well supported by the outcome of the US election where Democratic candidates Biden-Harris won the election while positive news on COVID-19 vaccine also added support to the bond market. The US Treasury yield was flattish and slipped from 0.88% to 0.84% while the USD denominated Indonesian 10-year yield (INDON30) closed at 1.93% at the end of November, indicating further narrowing in spread. (Source : Schroder)

Disclaimer

This report is a periodic report that contains all the data up to the date as stated at the top. All reviews posted on the above is based on data and information in this report. Various efforts have been made to ensure that the information provided is correct at the time of publication. The PT. Great Eastern Life Indonesia does not fully guarantee that there are no errors in calculation or in writing. This report can not be used as a basis for consideration to buy or sell a security but merely a record of performance based on historical data.

PT Great Eastern Life Indonesia
Menara Karya Lantai 5, Jl. HR. Rasuna Said Blok X-5 Kav. 1-2, Jakarta Selatan 12950 - Indonesia
T : (021) 2554 3888 F : (021) 5794 4717
greateasternlife.com/id

Customer Contact Centre
T : (021) 2554 3800 (Monday-Friday, 09.00-18.00) F : (021) 5794 4719
SMS : 0812-129-3800 Type *INFO
email : wecare-ID@greateasternlife.com

GreatLink USD Fixed Income Fund

December 2020
FUND FACT SHEET

Portfolio



Asset Allocation

Bond	80% - 98%
Money market	2% - 20%

Major Portfolio

Government Bond:

ROI 2025	ROI Jan/2022
ROI 2030	ROI Jan/2026
ROI Apr/2023	ROI 2043
ROI 2035	

Fixed Deposit:

Investment Objective

GreatLink USD Fixed Income Fund is an alternative investment product for customers to provide stable return with a low - medium risk level for long term investment. GreatLink USD Fixed Income Fund invests in bonds and money market instruments.

Fund Manager Profile

PT Great Eastern Life Indonesia

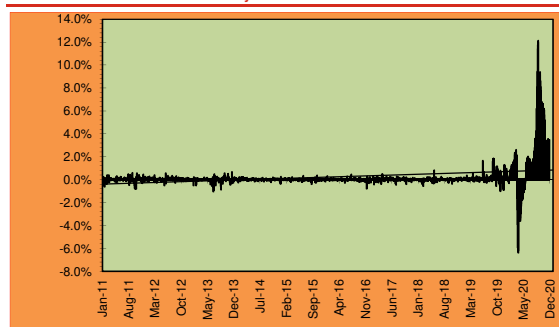
PT Great Eastern Life Indonesia (GELI) is a member of Great Eastern Holdings, the largest insurance group in Singapore and Malaysia with total assets of more than S \$ 60 billion and 4 million policy holders. Great Eastern is also the only life insurance company listed in the Singapore Exchange, and the largest life insurer in Southeast Asia in terms of assets and market capitalization.

PT Schroder Investment Management Indonesia

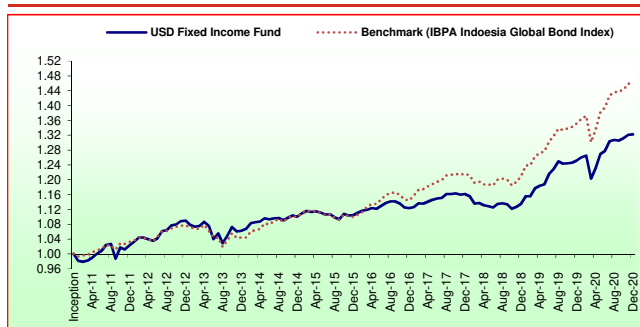
PT Schroder Investment Management Indonesia is a 99% owned subsidiary of Schroders plc headquartered in the United Kingdom and has been operating in Indonesia since 1991.

	Dec-20	Nov-20	Change (%)
NAV/Unit	NAV/Unit	NAV/Unit	
Highest NAV	1.3222	1.3215	0.05%
Lowest NAV	1.3193	1.3085	0.83%

Daily Movement in %



NAV GreatLink USD Fixed Income Fund vs Benchmark



Investment Performance

	1 Mth	3 Mths	6 Mths	YTD	1 year	3 years	5 years	Since Inception
GreatLink USD Fixed Income Fund	0.05%	1.28%	3.52%	5.62%	5.62%	13.79%	19.69%	32.22%
IBPA Indonesia Global Bond Index*	0.36%	1.84%	5.00%	8.23%	8.23%	20.29%	33.01%	46.37%

*after 1 Jan 2017 : IBPA Indonesia Global Bond Index *prior to 1 Jan 2017: 30% JPEGID+70% ADR

*JPEGID: JP Morgan EMBI Global Indonesia+ADR: average deposit rate

Additional Information

Launching Date	: 3-Jan-11
Fund Currency	: US Dollar (USD)
Custodian Bank	: Citibank N.A
Risk Level	: Low - Medium
Fund Size @30-12-2020	: USD 1.4 million

Dealing/Valuation Day	: Daily
Level	: Stable
Annual Management Charge	: 0.1% p.a.*
Price (NAV) per unit	: 1.3222
(per 30 Desember 2020)	

* not including the custodian fee of 0.2% p.a. from the Investment Fund. In the event that the Company delegates part or all of the management of the Investment Fund to a third party, such third party may impose its own expenses (including among others investment management fee) on the Investment Fund. All such expenses are already taken into account in the Unit Price for this Investment Fund.

Analysis

The USD bond market posted a positive performance in December, yield 10-year government bond fell from 6.188% to 5.886%. Foreign investors recorded an inflow of USD176 million into the bond market in December. The bond market was driven by the foreign risk-on mood at IndGB while the flow of positive news about vaccines further supported bond prices. The market is experiencing some turbulence due to the increasing noise of global COVID-19 infections. US Treasury yields rose from 0.84% to 0.92% while the Indonesian 10-year yield (INDON30) denominated in USD closed at 1.99% at the end of December. (source: Schroder)

Disclaimer

This report is a periodic report that contains all the data up to the date as stated at the top. All reviews posted on the above is based on data and information in this report. Various efforts have been made to ensure that the information provided is correct at the time of publication. The PT. Great Eastern Life Indonesia does not fully guarantee that there are no errors in calculation or in writing. This report can not be used as a basis for consideration to buy or sell a security but merely a record of performance based on historical data.

PT Great Eastern Life Indonesia
Menara Karya Lantai 5, Jl. HR. Rasuna Said Blok X-5 Kav. 1-2, Jakarta Selatan 12950 - Indonesia
T : (021) 2554 3888 F : (021) 5794 4717
greateasternlife.com/id

Customer Contact Centre
T : (021) 2554 3800 (Monday-Friday, 09.00-18.00) F : (021) 5794 4719
SMS : 0812-129-3800 Type *INFO
email : wecare-ID@greateasternlife.com