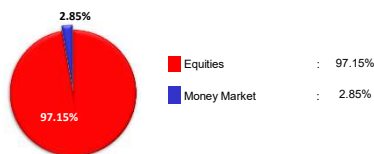


### GreatLink Intelligence Equity Fund

#### Portofolio



#### Investment Objective

GreatLink Intelligence Equity Fund is an alternative investment product for customers that provides optimal returns with a high level of risk for long-term investments.

#### Investment Strategy

GreatLink Intelligence Equity Fund investments are equities listed in Indonesia Stock Exchange and money market instruments.

#### Asset Allocation

<span style="color: red;">■</span> ≥ 80% Equities <span style="color: blue;">■</span> ≤ 20% Money Market	<b>Sector:</b>	Finance	20%	Transportation & Infrastructure	6%
		Consumer Goods Industry	22%	Basic Industry & Chemical	11%
		Mining	27%		
		Industrial	7%		
		Trade, Service & Investment	6%		
		Property & Real Estate	0%		

#### Top Portofolio

##### Time Deposit

-

##### Top Holding

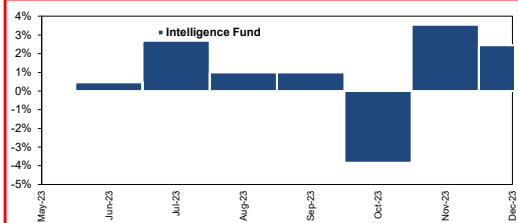
(Alphabetical order)

Adaro Minerals Indonesia Tbk.\*  
Bank Central Asia Tbk.\*  
Bank Mandiri (Persero) Tbk.\*  
Bank Negara Indonesia (Persero) Tbk.\*  
Bank Rakyat Indonesia (Persero) Tbk.\*  
Chandra Asri Petrochemical Tbk.\*  
Petrindo Jaya Kreasi Tbk.\*  
Pratama Abadi Nusa Industri Tbk.\*  
Sumber Global Energy Tbk.\*  
Telkom Indonesia (Persero) Tbk.\*

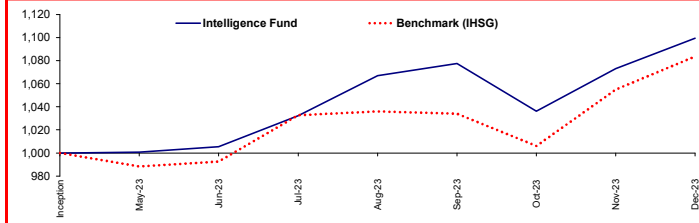
\* Non Affiliate

	Dec-23	Nov-23	Movement (%)
The Highest NAV	1116.57	1073.03	↑ 4.06%
The Lowest NAV	1068.24	998.37	↑ 7.00%

#### Monthly Performance in %



#### NAV GreatLink Intelligence Equity Fund vs Benchmark



#### Performance

	1 month	3 month	6 month	YTD	1 year	3 year	5 Year	Since Inception
GreatLink Intelligence Equity Fund	2.45%	2.02%	9.35%	na	na	na	na	9.93%
Jakarta Composite Index	2.71%	4.80%	9.17%	6.16%	6.16%	21.64%	17.41%	8.36%

#### Additional Information

<b>Inception Date</b>	: 15-May-23	<b>Valuation Method</b>	: Daily
<b>Currency</b>	: Rupiah (IDR)	<b>Expected Return</b>	: Optimal
<b>Custodian Bank</b>	: Citibank N.A	<b>Annual Management Charge</b>	: Maximum 2.25% p.a.*
<b>Risk Level</b>	: High	<b>NAV per Unit</b>	: 1,099.3016
<b>Total AUM 31-Dec-23</b>	: Rp. 261.0 Billion	<b>Total Unit Holding</b>	: #####
<b>Initial NAV</b>	: Rp. 1,000	<b>Investment Manager</b>	: PT Great Eastern Life Indonesia
<b>Bloomberg Ticker</b>	: GRLGIEFJ		

\* before custodian fees of 0.2% per annum from the investment asset. In the event that the Company delegates part or all of the investment asset to a third party, the third party may charge its own fees (including investment management fees) to the investment asset. All of these costs have been calculated within the Unit Price of this investment asset.

#### Analysis

The JCI closed the month of Dec23 at +2.7%, behind most EM ex China markets and developed markets. The IDX30 and LQ45 outperformed the broader index at +3.1% and +4.4% respectively as the rally was largely driven by the large cap stocks. Monthly outperformers relative to the JCI in Dec23 were the IDX Sector Basic Materials (+3.9% vs JCI), IDX Sector Energy (+1.3%), and IDX Sector Infrastructures (+0.9%). Meanwhile, the laggards relative to the JCI were the IDX Transportation & Logistic (-8.0%), IDX Sector Technology (-7.2%), IDX Consumer Non-Cyclicals (-4.8%), IDX Sector Consumer Cyclicals (-3.5%), IDX Sector Healthcare (-3.3%), IDX Properties & Real Estate (-2.3%), IDX Sector Financials (-1.4%), and IDX Sector Industrials (-1.0%).

IndoGB yields also declined along with several rallies that occurred during December. IndoGB's 10-year yield decreased from the November 30 level of 6.61% to 6.45% on December 29. The yield spread between US Treasury and IndoGB is quite narrow in the range of 250 bps in 2023 compared to the previous spread. Foreign ownership in IndoGB is still low at 14.93% and domestic institutions dominate the overall bond ownership. The Rupiah exchange rate showed appreciation of 1.11% until the last trading session of 2023 in line with the weakening of the Dollar index, at the level of Rp 15,399. Overall, the performance of the domestic bond market was quite solid and closed higher. The bond market performance indicated by the INDOBeXG index closed by +1.24% during the month. The yield curve moved down for both IDR-denominated government bonds and USD-denominated government bonds. The IDR government bond yield curve with 5, 10, 15, and 20-year series closed at 6.40% (-22.6 bps), 6.45% (-15.1 bps), 6.60% (-18.7 bps), and 6.76% (-12.4 bps) respectively. The USD government bond yield curve with 5, 10, 15, and 20-year series closed at 4.50% (-53.1 bps), 4.77% (-62.4 bps), 4.89% (-54.8 bps), and 4.82% (-61.8 bps) respectively.

#### Investment Manager Profile

PT Great Eastern Life Indonesia is part of Great Eastern Holdings Limited, a market leader and a well-established trusted brand in Singapore and Malaysia. Founded in 1908, Great Eastern has over \$590 billion in assets and more than 10 million policyholders, including 10 million policyholders from government schemes. Great Eastern Life Indonesia has been established in Indonesia since 1996, registered and supervised by Financial Authority Services. In 2002, Great Eastern Life Indonesia obtained the Sharia Unit permit in accordance with Sharia Unit Business License No. S.507 / LK / 2002. Great Eastern Life Indonesia offers a comprehensive range of insurance solutions to meet customer needs across difference areas including wealth accumulation, family protection, health protection, pension planning and children education through multiple channels including Bancassurance and Digital. Great Eastern Life Indonesia recognised by reputable organisations and won several awards, such as Top 5 Most Admired Life Insurance Company from Warta Ekonomi, Best Insurance Award 2020 from Majalah Investor, Top 4 Best Financial Performance from Thinknode & Pikiran Rakyat, Top 5 Financial Performance from Warta Ekonomi, Best Life Insurance Award 2020 from Media Asuransi and other prestigious awards.

#### DISCLAIMER

This report is a periodic report that contains all the data up to the date as stated at the top. All reviews posted on the above is based on data and information in this report. Various efforts have been made to ensure that the information provided is correct at the time of publication. The PT, Great Eastern Life Indonesia does not fully guarantee that there are no errors in calculation or in writing. This report can not be used as a basis for consideration to buy or sell a security but merely a record of performance based on historical data. Past performances do not constitute a guarantee for future performance. The unit price and the investment result may increase or decrease.