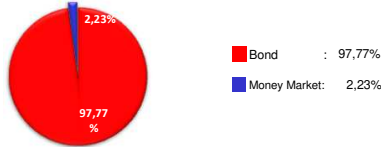


## GreatLink USD Fixed Income Fund

### Portfolio



### Investment Strategy

GreatLink USD Fixed Income Fund is an alternative investment product for customers to provide stable return with a low - medium risk level for long term investment. GreatLink USD Fixed Income Fund invests in bonds and money market instruments.

### Asset Allocation

Bond : 80% - 100%      Money Market : 0% - 20%

### Major Portfolio

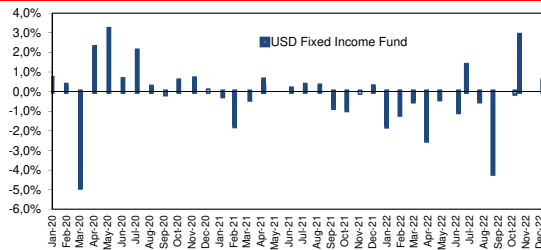
#### Government Bond

SBSN 4.15 03/29/27	ROI 3.85 10/15/30
SBSN 4.325 05/28/25	ROI 4.125 1/15/25
SBSN 4.4 03/01/28	ROI 4.75 01/8/2026
SBSN 4.4 06/06/27	ROI 4.85 11/01/33
SBSN 4.55 03/29/26	ROI 5.875 01/05/24

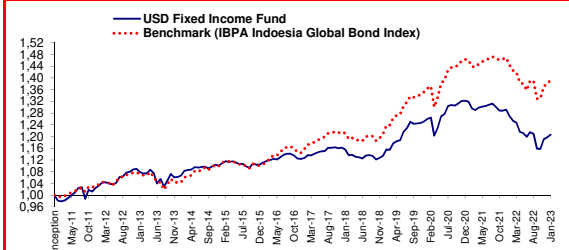
#### Time Deposit

	Jan-23	Dec-22	Change (%)
	NAV/Unit	NAV/Unit	
Highest NAV	1,2087	1,2041	↑ 0,38%
Lowest NAV	1,1930	1,1977	↓ -0,39%

### Monthly movement in %



### NAV GreatLink USD Fixed Income Fund vs Benchmark



### Investment Performance

	1 month	3 month	6 month	YTD	1 year	3 year	5 year	Since Inception
GreatLink USD Fixed Income Fund	0,73%	4,22%	-0,74%	0,73%	-4,91%	-4,29%	4,39%	20,64%
IBPA Indonesia Global Bond Index*	0,92%	4,78%	0,21%	0,92%	-3,48%	2,04%	15,03%	39,33%

\*after 1 Jan 2017 : IBPA Indonesia Global Bond Index \*prior to 1 Jan 2017: 30% JPEGID+70% ADR  
\*JPEGID: JP Morgan EMBI Global Indonesia+ADR: average deposit rate

### Additional Information

Launching Date : 3-Jan-11  
Fund Currency : US Dollar (USD)  
Custodian Bank : Citibank N.A  
Risk Level : Low - Medium  
Fund Size : 31-Jan-23 : USD 0,92 Mio

Dealing/Valuation Day : Daily  
Level : Stable  
Annual Management Charge : 0.1% p.a.\*  
Price (NAV) per unit : 1,2064  
Total Unit : 761.423,5  
Investment Manager : PT Schroder Investment Management Indonesia

\* not including the custodian fee of 0.2% p.a. from the Investment Fund. In the event that the Company delegates part or all of the management of the Investment Fund to a third party, such third party may impose its own expenses (including among others investment management fee) on the Investment Fund. All such expenses are already taken into account in the Unit Price for this Investment Fund.

### Analysis

Indonesia 10 years government bond yield declined by 23.3bps to 6.707% as compared to the previous month. In comparison, the US 10-year treasury note decreased by 37.4bps to 3.505%. Bond yield declined as data showed future inflation might come down, i.e. slower wage growth, December nonfarm payroll was the lowest in the past 12 months and contracting ISM service index. Additionally, The market expected the Fed to slow down the pace of FFR hike with just 25bps increase on the next Feb. 1 meeting.

### Fund Manager Profile

PT Great Eastern Life Indonesia is part of Great Eastern Holdings Limited, a market leader and a well-established trusted brand in Singapore and Malaysia. Founded in 1908, Great Eastern has over S\$90 billion in assets and more than 10 million policyholders, including 10 million policyholders from government schemes. Great Eastern Life Indonesia has been established in Indonesia since 1996, registered and supervised by Financial Authority Services. In 2002, Great Eastern Life Indonesia obtained the Sharia Unit permit in accordance with Sharia Unit Business License No. S.507 / LK / 2002. Great Eastern Life Indonesia offers a comprehensive range of insurance solutions to meet customer needs across difference areas including wealth accumulation, family protection, health protection, pension planning and children education through multiple channels including Bancassurance and Digital. Great Eastern Life Indonesia recognised by reputable organisations and won several awards, such as Top 5 Most Admired Life Insurance Company from Warta Ekonomi, Best Insurance Award 2020 from Majalah Investor, Top 4 Best Financial Performance from Thinknovate & Pikiran Rakyat, Top 5 Financial Performance from Warta Ekonomi, Best Life Insurance Award 2020 from Media Asuransi and other prestigious awards.

### DISCLAIMER

This report is a periodic report that contains all the data up to the date as stated at the top. All reviews posted on the above is based on data and information in this report. Various efforts have been made to ensure that the information provided is correct at the time of publication. The PT. Great Eastern Life Indonesia does not fully guarantee that there are no errors in calculation or in writing. This report can not be used as a basis for consideration to buy or sell a security but merely a record of performance based on historical data. **Past performances do not constitute a guarantee for future performance.** The unit price and the investment result may increase or decrease.