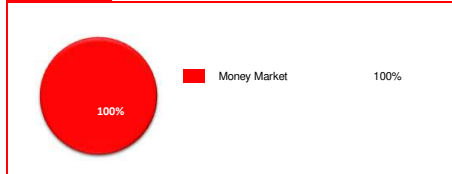


GreatLink Money Market Fund

Portfolio



Investment Objective

GreatLink Money Market Fund is an alternative investment product for customers that provides stable returns with low risk and high liquidity.

Investment Strategy

GreatLink Money Market fund investments are entirely in money market instruments

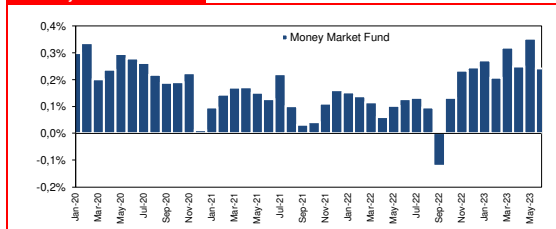
Asset Allocation

Money Market : 100%  
(Including Bonds with a maturity of less than 1 year)

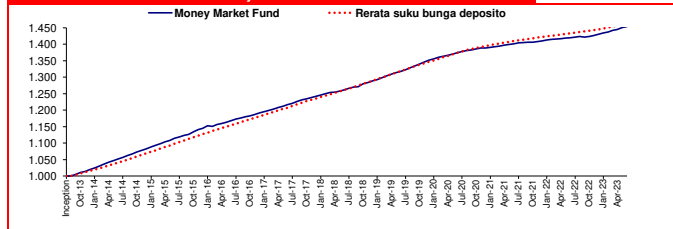
Top Holding Portfolio

Top Holding	Fixed Income (Alphabetical order)	Jun-23 NAV/Unit	May-23 NAV/Unit	Movement (%)	
RD Schroder Dana Pasar Uang*	FR0070				
	FR0077				
	OB3 PT12 23A				
Time Deposit	PBS019				
	SMPPGD 2 22A				
	SMPPGD02CN3				
	SR-013				
	SR014				
	TBIG VI 2023				
	TBIG04BCN2				
		<b>The Highest NAV</b>	<b>1.454,035</b>	<b>1.450,543</b>	↑ <b>0,24%</b>
		<b>The Lowest NAV</b>	<b>1.451,310</b>	<b>1.445,884</b>	↑ <b>0,38%</b>

Monthly Performance in %



NAV GreatLink Money Market Fund vs Benchmark



Performance

	1 Month	3 Month	6 Month	YTD	1 Year	3 Year	5 Year	Since Inception
GreatLink Money Market Fund	0,24%	0,84%	1,65%	1,65%	2,38%	5,82%	15,28%	45,40%
Average Time Deposit	0,19%	0,61%	1,18%	1,18%	2,03%	6,46%	15,94%	46,25%

Additional Information

Inception Date	: 26-Aug-13	Valuation Method	: Harian
Currency	: Rupiah (IDR)	Expected Return	: Stabil
Custodian Bank	: Citibank N.A	Annual Management Charge	: 0.1% p.a.*
Risk Level	: Low -Medium	NAV per Unit	: 1454.0345
Total AUM 30-Jun-23	: Rp 1148,94 Billion	Total Unit Holding	: 790.171.995
Initial NAV	: Rp. 1,000	Investment Manager	: PT Schroder Investment Management Indonesia, PT Batavia Prosperindo Aset Manajemen, PT Ashmore Asset Management Indonesia

\* before custodian fees of 0.2% per annum from the Investment asset. In the event that the Company delegates part or all of the Investment asset to a third party, the third party may charge its own fees (including investment management fees) to the Investment asset. All of these costs have been calculated within the Unit Price of this Investment asset.

Comment

JCI in June 2023 increased by 0.43% and LQ45 decreased by -0.42%. The best sectors performance relative to JCI in June 2023 are adalah IDX Transportation & Logistic (+3,4% vs IHSG), IDX Sector Financials (+2,5%), IDX Sector Infrastructures (+2,4%), IDX Sector Industrials (+1,9%) , IDX Sector Technology (+1,5%), IDX Sector Consumer Cyclical (+1,2%), IDX Sector Non-Cyclical (+0,4%), IDX Sector Healthcare (+0,3%), dan IDX Properties & Real Estate (+0,2%). While the laggard sectors to JCI are IDX Sector Basic Materials (-1,3%) and IDX Sector Energy (-0,9%). The yield of 10-year US Treasuries rose from 3.639% to 3.819%. While the yield of 10-year Indonesia government bonds fell from 6.392 to 6.257, and the rupiah closed relatively stable at 14,993 per USDollar. At the end of the month, the bond market performance which indicated by the INDOBeXG index increased by +0.99%. The yield curve moved down where government bond with tenor 5, 10, 15, and 20-year closed at 5.89% (-12bps), 6.24% (-11bps), 6.46% (-11bps), and 6.57% (-9bps) respectively. On YTD basis, foreign investors recorded net purchases from the stock market of IDR 16.23 trillion and net purchases from the bond market of IDR 84.70 trillion

Investment Manager Profile

PT Great Eastern Life Indonesia is part of Great Eastern Holdings Limited, a market leader and a well-established trusted brand in Singapore and Malaysia. Founded in 1908, Great Eastern has over S\$90 billion in assets and more than 10 million policyholders, including 10 million policyholders from government schemes. Great Eastern Life Indonesia has been established in Indonesia since 1996, registered and supervised by Financial Authority Services. In 2002, Great Eastern Life Indonesia obtained the Sharia Unit permit in accordance with Sharia Unit Business License No. S.507 / LK / 2002. Great Eastern Life Indonesia offers a comprehensive range of insurance solutions to meet customer needs across different areas including wealth accumulation, family protection, health protection, pension planning and children education through multiple channels including Bancassurance and Digital. Great Eastern Life Indonesia recognised by reputable organisations and won several awards, such as Top 5 Most Admired Life Insurance Company from Warta Ekonomi, Best Insurance Award 2020 from Majalah Investor, Top 4 Best Financial Performance from Thinknovate & Pikiran Rakyat, Top 5 Financial Performance from Warta Ekonomi, Best Life Insurance Award 2020 from Media Asuransi and other prestigious awards.

DISCLAIMER

This report is a periodic report that contains all the data up to the date as stated at the top. All reviews posted on the above is based on data and information in this report. Various efforts have been made to ensure that the information provided is correct at the time of publication. The PT. Great Eastern Life Indonesia does not fully guarantee that there are no errors in calculation or in writing. This report can not be used as a basis for consideration to buy or sell a security but merely a record of performance based on historical data. Past performances do not constitute a guarantee for future performance. The unit price and the investment result may increase or decrease.