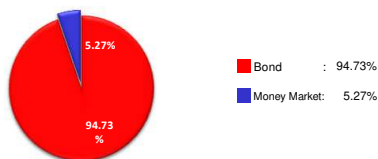


GreatLink USD Fixed Income Fund

Portofolio



Investment Objective

GreatLink USD Fixed Income Fund is an alternative investment product for customers to provide stable return with a low - medium risk level for long term investment.

Investment Strategy

GreatLink USD Fixed Income Fund invests in bonds and money market instruments.

Asset Allocation

Bond : 80% - 100% Money Market : 0% - 20%

Top Holding Portfolio

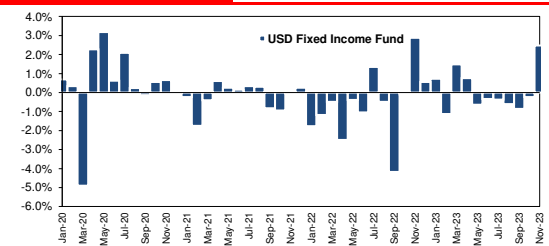
Government Bond

INDOIS 4.15 03/29/27 INDON 4.125 01/15/25
INDOIS 4.325 05/29/25 INDON 4.85 09/20/32
INDOIS 4.35 10/09/24 INDON 4.75 01/8/2026
INDOIS 4.4 03/01/28 INDON 4.85 11/01/33
INDOIS 4.4 06/06/27
INDOIS 4.55 03/29/26

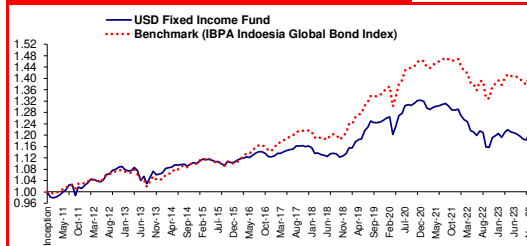
Time Deposit

	Nov-23	Oct-23	Movement (%)
	NAV/Unit	NAV/Unit	
The Highest NAV	1.2126	1.1909	↑ 1.82%
The Lowest NAV	1.1818	1.1782	↑ 0.31%

Monthly movement in %



NAV GreatLink USD Fixed Income Fund vs Benchmark



Investment Performance

	1 month	3 month	6 month	YTD	1 year	3 year	5 year	Since Inception
GreatLink USD Fixed Income Fund	2.48%	1.38%	0.07%	1.24%	1.81%	-8.24%	7.58%	21.26%
IBPA Indonesia Global Bond Index*	2.77%	1.41%	0.68%	2.71%	3.41%	-2.79%	18.69%	41.80%

*after 1 Jan 2017 : IBPA Indonesia Global Bond Index *prior to 1 Jan 2017: 30% JPEGID+70% ADR
*JPEGID: JP Morgan EMBI Global Indonesia+ADR: average deposit rate

Additional Information

Launching Date	: 3-Jan-11	Dealing/Valuation Day	: Daily
Fund Currency	: US Dollar (USD)	Level	: Stable
Custodian Bank	: Citibank N.A	Annual Management Charge	: Maximum 0.1% p.a.*
Risk Level	: Low - Medium	Price (NAV) per unit	: 1.2126
Fund Size	: 30-Nov-23 USD 0.79 Mio	Total Unit	: 648,537.0
Starting NAV	: USD 1	Investment Manager	: PT Schroder Investment Management Indonesia
Bloomberg Ticker	: GLUSDF1U		

* not including the custodian fee of 0.2% p.a. from the Investment Fund. In the event that the Company delegates part or all of the management of the Investment Fund to a third party, such third party may impose its own expenses (including among others investment management fee) on the Investment Fund. All such expenses are already taken into account in the Unit Price for this Investment Fund.

Analysis

The market opened with FOMC meeting, on which the Fed kept its policy rate at current level. Despite Fed Chair Jerome Powell's still-cautious speech, investors were convinced that the cycle of policy rate hikes was over and, over the weeks, anticipated more rate cuts coming sooner in 2024. Yield of UST 10Y fell by 36bps from its 31 October level (4.93%) post the FOMC meeting. It then entered choppy waters until the release of the consumer price index in mid-month, which provoked a fall throughout the curve of almost 20bps in just one day. The 2-year yield, which had been range-bound between 4.90% and 5.10% since the beginning of the month, fell abruptly to 4.84%. Investors focused on signs of a slowdown in activity (business surveys, industrial production, employment) and in inflation.

Fund Manager Profile

PT Great Eastern Life Indonesia is part of Great Eastern Holdings Limited, a market leader and a well-established trusted brand in Singapore and Malaysia. Founded in 1908, Great Eastern has over S\$90 billion in assets and more than 10 million policyholders, including 10 million policyholders from government schemes. Great Eastern Life Indonesia has been established in Indonesia since 1996, registered and supervised by Financial Authority Services. In 2002, Great Eastern Life Indonesia obtained the Sharia Unit permit in accordance with Sharia Unit Business License No. S.507 / LK / 2002. Great Eastern Life Indonesia offers a comprehensive range of insurance solutions to meet customer needs across difference areas including wealth accumulation, family protection, health protection, pension planning and children education through multiple channels including Bancassurance and Digital. Great Eastern Life Indonesia recognised by reputable organisations and won several awards, such as Top 5 Most Admired Life Insurance Company from Warta Ekonomi, Best Insurance Award 2020 from Majalah Investor, Top 4 Best Financial Performance from Thinkovate & Pikiran Rakyat, Top 5 Financial Performance from Warta Ekonomi, Best Life Insurance Award 2020 from Media Asuransi and other prestigious awards.

DISCLAIMER

This report is a periodic report that contains all the data up to the date as stated at the top. All reviews posted on the above is based on data and information in this report. Various efforts have been made to ensure that the information provided is correct at the time of publication. The PT. Great Eastern Life Indonesia does not fully guarantee that there are no errors in calculation or in writing. This report can not be used as a basis for consideration to buy or sell a security but merely a record of performance based on historical data. **Past performances do not constitute a guarantee for future performance.** The unit price and the investment result may increase or decrease.