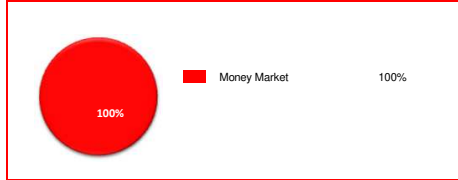


GreatLink Money Market Fund

Portofolio



Investment Objective

GreatLink Money Market Fund is an alternative investment product for customers that provides stable returns with low risk and high liquidity.

Investment Strategy

GreatLink Money Market fund investments are entirely in money market instruments

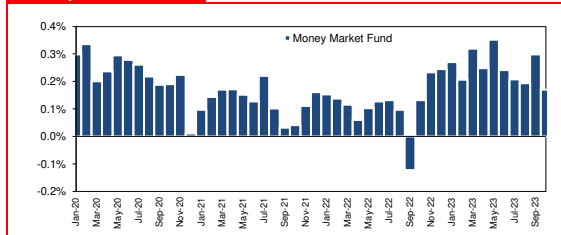
Asset Allocation

Money Market : 100%
(Including Bonds with a maturity of less than 1 year)

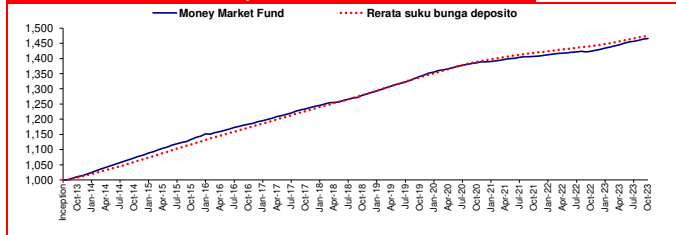
Top Holding Portfolio

Top Holding	Fixed Income (Alphabetical order) FR0070 FR0077 Astra Sedaya Finance II Tahun 2021* FIF Tahap I 2021* Indonesia Eximbank V 2019* Mandiri Tunas Finance II 2021* Maybank Finance I Tahun 2021* Pegadaian Tahap III Tahun 2023* SANAIF II 2023 Seri A* Sarana Multigriya Finansial V 2021* * Non affiliate	NAV/Unit		Movement (%)
		Oct-23	Sep-23	
The Highest NAV		1,466.952	1,464.221	↑ 0.19%
The Lowest NAV		1,464.656	1,460.044	↑ 0.32%

Monthly Performance in %



NAV GreatLink Money Market Fund vs Benchmark



Performance

	1 Month	3 Month	6 Month	YTD	1 Year	3 Year	5 Year	Since Inception
GreatLink Money Market Fund	0.17%	0.66%	1.47%	2.53%	3.02%	5.83%	14.59%	46.67%
Average Time Deposit	0.22%	0.63%	1.29%	2.06%	2.38%	6.23%	15.30%	47.51%

Additional Information

Inception Date	: 26-Aug-13	Valuation Method	: Harian
Currency	: Rupiah (IDR)	Expected Return	: Stabil
Custodian Bank	: Citibank N.A	Annual Management Charge	: Maximum 0.1% p.a.*
Risk Level	: Low -Medium	NAV per Unit	: 1466.7029
Total AUM 31-Oct-23	: Rp 1185.66 Billion	Total Unit Holding	: 808.384.323
Initial NAV	: Rp. 1,000	Investment Manager	: PT Batavia Prosperindo Aset Manajemen, PT Ashmore Asset Management Indonesia
Bloomberg Ticker	: GRMLMKF.U		

* before custodian fees of 0.2% per annum from the Investment asset. In the event that the Company delegates part or all of the Investment asset to a third party, the third party may charge its own fees (including investment management fees) to the Investment asset. All of these costs have been calculated within the Unit Price of this Investment asset.

Analysis

The JCI closed the month of Oct23 at -2.7%, faring better than most regional and global peers which saw a steeper selloff throughout the month. The IDX30 and LQ45 came in significantly below the JCI at -6.92% and -6.33% respectively as BREN, AMMN, and CUAN supported the JCI as the top movers while investable big caps such as GOTO, BMRI, BBRI, and TLKM dragged on the narrower indices. Monthly outperformers relative to the JCI in Oct-23 was the IDX Sector Infrastructures (+42.2% vs JCI), IDX Sector Healthcare (+5.0%), and IDX Consumer Non-Cyclicals (+1.4%). Meanwhile, the laggards relative to the JCI were the IDX Sector Technology (-8.4%), IDX Transportation & Logistic (-6.6%), IDX Sector Basic Materials (-4.4%), IDX Sector Energy (-3.1%), IDX Sector Industrials (-2.4%), IDX Properties & Real Estate (-1.3%), IDX Sector Consumer Cyclicals (-1.2%), and IDX Sector Financials (-0.6%).

The heightened geopolitical concerns combined with the renewed higher for longer narrative resulted in a negative domestic sentiment which pushed the US\$IDR to approach 16,000 before closing the month at 15,885, worrying both local and foreign investors. The concerns resulted in an outflow of USD 496mn from equities while the foreign position in government bonds declined by IDR 12.6tn to IDR 810tn. The foreign position in Indonesian government bonds has seen three consecutive months of decline as the total foreign holdings declined to 14.7% off the total outstanding government bonds, the first decline below 15% in six months. As the higher for longer sentiment pushed global yields higher, the domestic yield also saw upwards pressure with the benchmark 10y government bond yield nearly clipping 7.30% before strengthening to close the month at 7.09%. The upwards pressure on the yield as well as the pressure on the IDR resulted in BI hiking the policy 7DRR rate by 25bps to 6.00% on 19 Oct, against consensus expectations of no hike.

Investment Manager Profile

PT Great Eastern Life Indonesia is part of Great Eastern Holdings Limited, a market leader and a well-established trusted brand in Singapore and Malaysia. Founded in 1908, Great Eastern has over S\$90 billion in assets and more than 10 million policyholders, including 10 million policyholders from government schemes. Great Eastern Life Indonesia has been established in Indonesia since 1996, registered and supervised by Financial Authority Services. In 2002, Great Eastern Life Indonesia obtained the Sharia Unit permit in accordance with Sharia Unit Business License No. S.507 / LK / 2002. Great Eastern Life Indonesia offers a comprehensive range of insurance solutions to meet customer needs across difference areas including wealth accumulation, family protection, health protection, pension planning and children education through multiple channels including Bancassurance and Digital. Great Eastern Life Indonesia recognised by reputable organisations and won several awards, such as Top 5 Most Admired Life Insurance Company from Warta Ekonomi, Best Insurance Award 2020 from Majalah Investor, Top 4 Best Financial Performance from Thinknivate & Pikiran Rakyat, Top 5 Financial Performance from Warta Ekonomi, Best Life Insurance Award 2020 from Media Asuransi and other prestigious awards.

DISCLAIMER

This report is a periodic report that contains all the data up to the date as stated at the top. All reviews posted on the above is based on data and information in this report. Various efforts have been made to ensure that the information provided is correct at the time of publication. The PT, Great Eastern Life Indonesia does not fully guarantee that there are no errors in calculation or in writing. This report can not be used as a basis for consideration to buy or sell a security but merely a record of performance based on historical data. Past performances do not constitute a guarantee for future performance. The unit price and the investment result may increase or decrease.