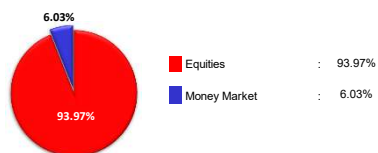


### GreatLink Intelligence Equity Fund

#### Portofolio



#### Investment Objective

GreatLink Intelligence Equity Fund is an alternative investment product for customers that provides optimal returns with a high level of risk for long-term investments.

#### Investment Strategy

GreatLink Intelligence Equity Fund investments are equities listed in Indonesia Stock Exchange and money market instruments.

#### Asset Allocation

- ≥ 80% Equities
- ≤ 20% Money Market

Sector:	Finance	33%	Industrial	3%
	Consumer Goods Industry	7%	Cash and Equivalent	6%
	Transportation & Infrastructure	10%		
	Trade, Service & Investment	1%		
	Basic Industry & Chemical	24%		
	Mining	16%		

#### Top Portofolio

##### Time Deposit

-

##### Top Holding

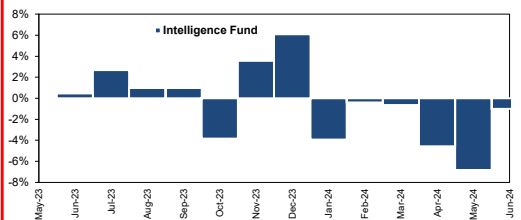
(Alphabetical order)

Adaro Energy Indonesia Tbk.\*  
Amman Mineral International Tbk.\*  
Bank Central Asia Tbk.\*  
Bank Mandiri (Persero) Tbk.\*  
Bank Rakyat Indonesia (Persero) Tbk.\*  
Bukit Asam Tbk.\*  
Chandra Aeri Petrochemical Tbk.\*  
Indosat Tbk.\*  
Surya Esa Perkasa Tbk.\*  
Timah Tbk.\*

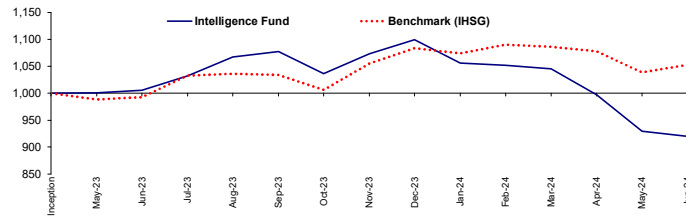
\* Non Affiliate

	Jun-24	May-24	Movement (%)
	NAV/Unit	NAV/Unit	
The Highest NAV	950.42	987.27	-3.73%
The Lowest NAV	882.99	929.08	-4.96%

#### Monthly Performance in %



#### NAV GreatLink Intelligence Equity Fund vs Benchmark



#### Performance

	1 month	3 month	6 month	YTD	1 year	3 year	5 Year	Since Inception
GreatLink Intelligence Equity Fund	-0.99%	-11.98%	-16.32%	-16.32%	-8.50%	na	na	-8.01%
Jakarta Composite Index	1.33%	-3.09%	-2.88%	-2.88%	6.03%	18.01%	11.09%	5.24%

#### Additional Information

Inception Date	: 15-May-23	Valuation Method	: Daily
Currency	: Rupiah (IDR)	Expected Return	: Optimal
Custodian Bank	: Citibank N.A	Annual Management Charge	: Maximum 2.25% p.a.*
Risk Level	: High	NAV per Unit	: 919.9322
Total AUM	30-Jun-24 : Rp 277.4 Billion	Total Unit Holding	: 301,526,641
Initial NAV	: Rp. 1,000	Investment Manager	: PT Great Eastern Life Indonesia
Bloomberg Ticker	: GRLEGIF LJ		

\* before custodian fees of 0.2% per annum from the investment asset. In the event that the Company delegates part or all of the investment asset to a third party, the third party may charge its own fees (including investment management fees) to the investment asset. All of these costs have been calculated within the Unit Price of this investment asset.

#### Analysis

The JCI closed the month of Jun-24 at +1.33%, underperforming its emerging market peers as India, Korea, and Japan saw a strong performance throughout the month of diverging regional performance. The IDX30 and LQ45 outperformed the broader index with a rise of 2.48% and 1.87% respectively. The divergence is mainly attributable to the broad-based rally in the large banks as well as the other Indonesia proxy big cap names. Monthly performer relative to the JCI in Jun24 was the IDX Sector Healthcare (+3.4% vs JCI), and IDX Sector Infrastructures (+1.7%). Meanwhile, the laggards relative to the JCI were the IDX Sector Technology (-7.9%), IDX Sector Industrials (-6.3%), IDX Sector Basic Materials (-6.0%), IDX Properties & Real Estate (-5.0%), IDX Transportation & Logistic (-3.6%), IDX Sector Consumer Cyclical (-1.4%), IDX Consumer Non-Cyclicals (-1.4%), IDX Sector Energy (-1.0%), and IDX Sector Financials (-0.5%).

The bond market performance indicated by the INDOBEX Government Total Return (INDOBEXG) index increased by +0.01% MoM and the Government Sukuk index (IGSIX) increased by +0.33% MoM. The yield curve has mixed movement for IDR-denominated government bonds and USD-denominated government bonds. The yield curve on IDR government bonds with series 5, 10, 15 and 20 years closed at 6.93% (+7.0 bps), 7.04% (+13.5 bps), 7.05% (+10.3 bps), and 7.08% (11.0 bps) respectively. The yield curve of INDON USD government bonds performed better with series 5, 10, 15, and 20 years closed at 5.05% (-12.7 bps), 5.13% (-13.8 bps), 5.34% (-8.2 bps), and 5.33% (-12.2 bps) respectively.

#### Investment Manager Profile

PT Great Eastern Life Indonesia is part of Great Eastern Holdings Limited, a market leader and a well-established trusted brand in Singapore and Malaysia. Founded in 1908, Great Eastern has over S\$90 billion in assets and more than 10 million policyholders, including 10 million policyholders from government schemes. Great Eastern Life Indonesia has been established in Indonesia since 1996, registered and supervised by Financial Authority Services. In 2002, Great Eastern Life Indonesia obtained the Sharia Unit permit in accordance with Sharia Unit Business License No. S.507/LK/2002. Great Eastern Life Indonesia offers a comprehensive range of insurance solutions to meet customer needs across difference areas including wealth accumulation, family protection, health protection, pension planning and children education through multiple channels including Bancassurance and Digital. Great Eastern Life Indonesia recognised by reputable organisations and won several awards, such as Top 5 Most Admired Life Insurance Company from Warta Ekonomi, Best Insurance Award 2020 from Majalah Investor, Top 4 Best Financial Performance from Thinknowate & Pikiran Rakyat, Top 5 Financial Performance from Warta Ekonomi, Best Life Insurance Award 2020 from Media Asuransi and other prestigious awards.

#### DISCLAIMER

This report is a periodic report that contains all the data up to the date as stated at the top. All reviews posted on the above is based on data and information in this report. Various efforts have been made to ensure that the information provided is correct at the time of publication. The PT. Great Eastern Life Indonesia does not fully guarantee that there are no errors in calculation or in writing. This report can not be used as a basis for consideration to buy or sell a security but merely a record of performance based on historical data. Past performances do not constitute a guarantee for future performance. The unit price and the investment result may increase or decrease.